



PETERMAN
- LUMBER INC. -



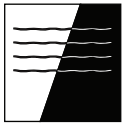
Rawisio Crystal ACRYLIC BACK-PAINTED GLASS



10x more break resistant than real glass



On-site adjustments with normal tool processing



Writable Surface



50% lighter panels mean flexible design and ease of installation on site.


Unlike real glass, Crystal Slim is 50% lighter and can be cut, drilled and routed on the job site.








Scan here to see full range of colors, product specifications, downloads for technical information, and installation videos of Crystal Slim.

Better options for glass.

RAUVISIO Crystal gives all the beauty of back painted glass with none of the drawbacks. It can be cut and drilled with standard woodworking tools, and requires no aluminum frame. Crystal Acrylic Glass Surfaces act as a marker (high gloss) with no special coating and no left over ghosting when wiping away. These are available in on-trend solid colors, as well as stone patterns. Crystal is available as two different material constructions: 19.5mm board or 4mm thick Slim Material.



COORDINATED MATERIALS

 <p>BOARD</p> <ul style="list-style-type: none"> - SHEET SIZE: 51" x 110" - THICKNESS: 19.5MM (3/4") - SINGLE SIDED WITH MATCHING BALANCING BACKER 	 <p>SLIM</p> <ul style="list-style-type: none"> - SHEET SIZE: 51" x 110" - THICKNESS: 4MM - SINGLE SIDED WITH MATCHING BALANCING BACKER <p>* Ask for Crystal Slim Material</p>	 <p>EDGEBANDING</p> <ul style="list-style-type: none"> - 328' Long Roll - THICKNESS: 1MM (ABS) 1.3MM (Laser) - WIDTH OPTIONS: 23MM 	 <p>DOORS</p> <p>AVAILABLE IN 1 STYLES</p>  <p>SLAB</p>
---	---	--	--



PETERMAN
- LUMBER INC. -



Rawisia Crystal MIRROR

The lighter, more durable mirror.

Rehau Crystal Mirror is ideal for commercial and industrial premises such as hotels, reception areas, offices, gyms, spas, lifts, foyers and public restrooms. This highly reflective 2mm thick surface is comparable to a real glass mirror, but with the advantages of working with an MDF panel.

FEATURES

50% lighter than real glass mirror, 10x more break resistant than real glass mirror, scratch resistant, flexible production able to process with woodworking tools, 2mm reflective depth, able to cut into any shape, CNC for behind mirror lighting.

APPLICATIONS

Door Mirrors, Wall Mirrors, Wall Coverings, Closet Mirrors



10x more break resistant than real glass




On-site adjustments with normal tool processing



50% lighter panels mean flexible design and ease of installation on site.

Unlike real glass, Crystal Slim is 50% lighter and can be cut, drilled and routed on the job site.

BOARD



CRYSTAL SLIM LAMINATE



COORDINATED MATERIALS

BOARD

- SHEET SIZE: 47" x 95"
- THICKNESS: 19.5MM (3/4")
- SINGLE SIDED WITH MATCHING BALANCING BACKER

SLIM

- SHEET SIZE: 51" x 110"
- THICKNESS: 4MM
- SINGLE SIDED WITH MATCHING BALANCING BACKER

* Ask for Crystal Slim Material

EDGE BANDING

- 328' Long Roll
- THICKNESS: 1MM (ABS) 1.3MM (Laser)
- WIDTH OPTIONS: 23MM

DOORS

AVAILABLE IN 1 STYLES



SLAB



Scan here to see full range of colors, product specifications, downloads for technical information, and installation videos of Crystal Slim.



CONTACT US TODAY TO LEARN ABOUT THESE AND OTHER TIME SAVING COORDINATED MATERIALS.

CALIFORNIA

10330 ELM AVE.
FONTANA, CA 92337

P: 909-357-7730

ARIZONA

4110 W. WASHINGTON ST.
SUITE 200
PHOENIX, AZ 85009

P: 623-936-2627

NEVADA

5625 ARVILLE STREET,
SUITE C-D
LAS VEGAS, NV 89118

P: 702-430-3433