



ITALIAN PRODUCTS
FOR THE MODERN HOME

A modern kitchen interior featuring light wood cabinetry and glassware displays. A Bosch oven is visible in the background. In the foreground, a white countertop holds a glass cake stand, and a black induction cooktop is integrated into the counter. A large, modern pendant light hangs above the counter.

MADE IN

ENDLESS
DESIGN
& APPLICATION
POSSIBILITIES

ITALY

CONTENTS

Ecological Panel & Water Resistant	6
Italian Thermal Structured Veneers	8
Italian UV Lacquered High Gloss & Salt Nitro Matte Collection	12
Fenix Super Mattes & Salt Metalica	15
Custom Doors & Drawers	16
Aluminum Door Profiles	18
Decorative Handles & Pulls	22
Integrated Hardware Components	26
Leg & Toekick Components	32
Drawer Flex	34
Cremagliera Closet System	36



The Eco-Ethical Company

SM 'art

Inn © Lac



IMAGINE

DESIGN

We enable you to create innovative designs,
bound only by limitless imagination.

Our imported Italian products evoke the elegance of European trendsetting interior design. The vast collection of textures, high gloss and matte finishes, enhanced with the clean lines of cutting-edge hardware, will elevate even the most demanding design project. **IMAGINE.**

DESIGN. FABRICATE.






FABRICATE



IMPORTED FROM ITALY
BY





A COMPLETE SYSTEM & INNOVATIVE SOLUTION

- 1 WINTER WHITE INNOLAC UV LACQUER HIGH GLOSS PANEL** INL01HG
- 2 GOLA LED HORIZONTAL C PROFILE** 8007L
- 3 ECOLOGICAL EUCALIPTO GREY SAVIOLA 13-HOUR WATER RESISTANT PANEL** GSDB2, VERTICAL APPLICATION
- 4 GOLA LED HORIZONTAL L PROFILE** 8006L, STAINLESS STEEL FINISH
- 5 GOLA UPPER CABINET PROFILE** 1730, STAINLESS STEEL
- 6 ALUMINUM DOOR PROFILE** 2505, BRILL FINISH
- 7 ECOLOGICAL EUCALIPTO BROWN SAVIOLA 13-HOUR WATER RESISTANT PANEL** GSDB3, HORIZONTAL APPLICATION
- 8 GOLA VERTICAL CABINET PROFILE** 8018 SINGLE VERTICAL (DOUBLE ALSO AVAILABLE), STAINLESS FINISH
- 9 GOLA HORIZONTAL C PROFILE** 8007, STAINLESS STEEL
- 10 GOLA HORIZONTAL L PROFILE** 8006, STAINLESS STEEL
- 11 PVC TOEKICK** STAINLESS FINISH
- 12 LOLA SCALE-TO-LENGTH PULLS** SI.LOLA, BRILL FINISH
- 13 GOLA HORIZONTAL PROFILE** 8006 BRILL FINISH WITH EXTERNAL CORNER

ECOLOGICAL PANEL

Every year, wood
amounting to about
6 MILLION TONS
ends up in landfills
or is burned

If we consider that wood was once used only once before being abandoned in landfills or burned, and that the needs of man, in constant growth, are difficult to meet with the natural cycles without serious imbalances for the environment, then the re-use of a resource in a repeatable manner becomes a crucial factor for sustainable development.

The Recycling of Wood is a Rational and Important Choice:

- 1 It contributes to the preservation of forests
- 2 It reduces the volumes going into landfills
- 3 It generates less environmental impact
- 4 It reduces greenhouse gas emissions

10,000 TREES SAVED EVERY DAY

Saviola's production process for the construction of the Ecological Panel® allows 10,000 trees to be saved every day. The wood collection takes place through its recovery from industrial and commercial companies, municipalities, utility companies, and public bodies.

Ecological Panel® is the best possible choice, because it creates an infinite cycle of wood. It is the first and only board to be 100% post-consumer recycled wood.

100% POST-CONSUMER RECYCLED

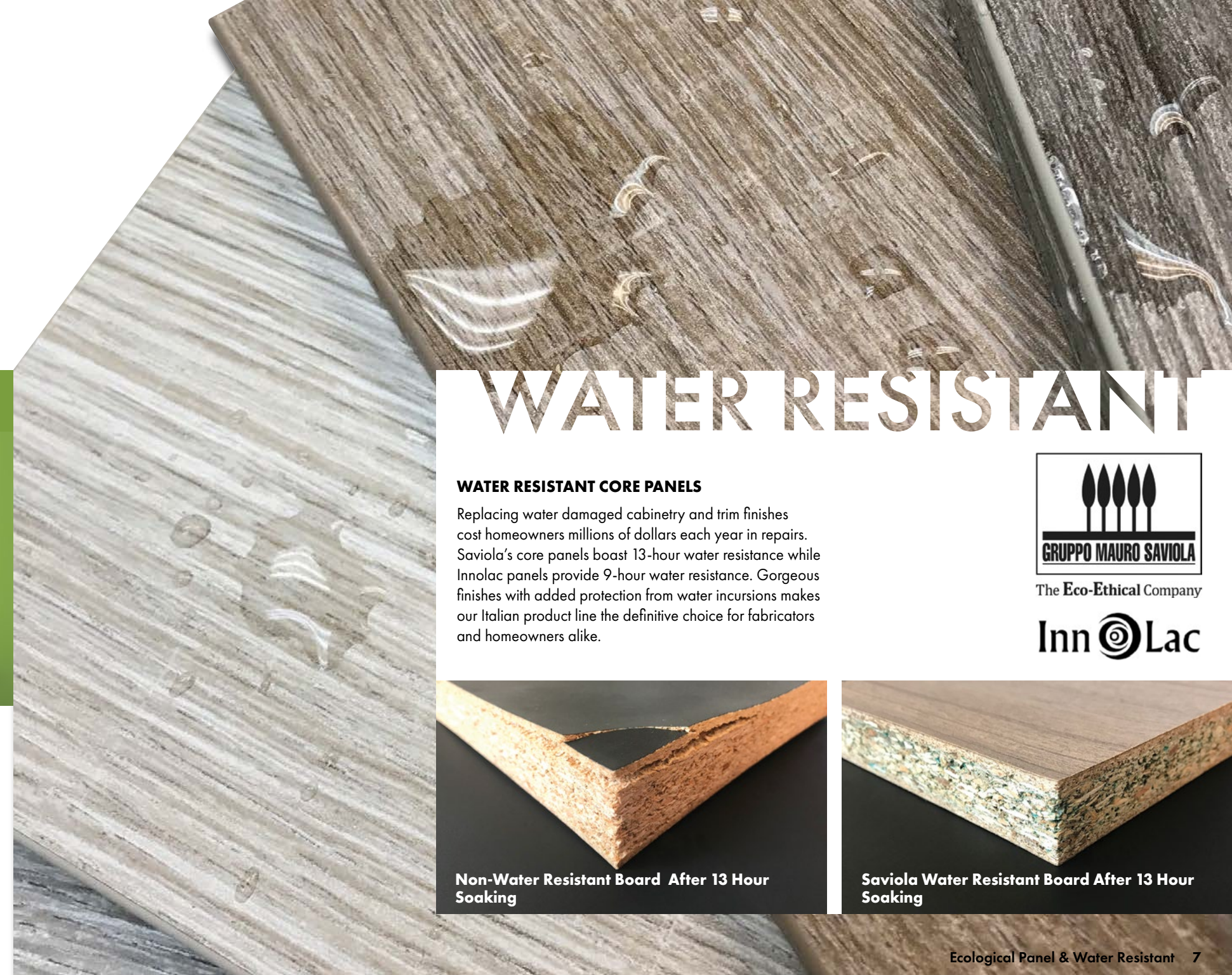


THE HEART OF SAVIOLA BEATS FOR THE ENVIRONMENT

Saviola, The Eco-Ethical Company, through eco-sustainability and the ethics of recycling, is the leading processor of post-consumer wood in the world, with 1.5 million tons processed every year.



The production philosophy is based on the recovery and reuse of a raw material that can be reborn and reused without the need to cut down new trees, through an economically and ecologically sustainable process.



WATER RESISTANT

WATER RESISTANT CORE PANELS

Replacing water damaged cabinetry and trim finishes cost homeowners millions of dollars each year in repairs. Saviola's core panels boast 13-hour water resistance while Innolac panels provide 9-hour water resistance. Gorgeous finishes with added protection from water incursions makes our Italian product line the definitive choice for fabricators and homeowners alike.



The Eco-Ethical Company




Non-Water Resistant Board After 13 Hour Soaking



Saviola Water Resistant Board After 13 Hour Soaking

ITALIAN THERMAL STRUCTURED VENEERS



Italian Thermal Structured Veneers (TSV) two-sided panels offer the elegance of high end European design with the benefits of 100% post-consumer recycled materials and 13-hour water resistant core for many finishes.

Available in 38 textures inspired by nature, TSV can meet the demands of any design challenge.

CANYON WALNUT GSD18	FUMO GSP32	MOCA GSP20	UVA GSP25	CARBONE GSDH3	PECAN SCURO GSDR3	PECAN ROAST GSDS7	LAVA GSDU6

Printed representations may vary from actual product. See actual sample for most accurate color and comparison.

SAVIOLA STANDARD TEXTURES

BIANCO GS68R	CANYON BLEACH GSD23	EUCALIPTO WHITE GSDB1	PANNA GS98R	LAKESHORE OAK GSDF4	ROVERE SABBIA GSP01
				WEST COAST ONLY	
FANTASIA GS40R	SPIAGGIA GSDK5	CANYON OAK GSD17	RUSTICA GSDF3	NOCE RIBERA GSDF2	EUCALIPTO BROWN GSDB3
	EAST COAST ONLY			WEST COAST ONLY	

CAYMAN GSDP8	RUSTIC OAK GSDF5	KEY WEST GSDM6	CORAL SAND GSP42	EUCALIPTO GREY GSDB2	RIALTO HEMLOCK GSDS8
	WEST COAST ONLY				WEST COAST ONLY

PECAN GOLD GSDS6	PALISANDRO GRIGIO GSDF9	MARANELLO GS61M	TEAK SCURO GSDE9	ROVERE AGENTO GSDH1	PALISANDRO WALNUT GSDF6
					WEST COAST ONLY

CORAL BARK GSP46	ROVERE GRIGIO GSDH2	WILD WOOD GSP50	CANYON CHARCOAL GSTM2	TIER EYE GSDS2	PALISANDRO AZURO GSDF8
		WEST COAST ONLY			WEST COAST ONLY

TEXTURED PANELS



100% Post-Consumer Recycled
13-Hour Water Resistant Core
CARB2 Hardwood Particle Board

SHEET SIZE
83-5/16" x 110-1/4"

THICKNESS
STANDARD TEXTURES: 8mm & 19mm
† LINENS: 8mm, 16mm & 19mm

EDGEBAND

ROLL SIZE
Matching 328ft Rolls of 1mm ABS

WIDTHS
23mm, 43mm & 65mm



SKINS

Contact Your Sales Rep for
Available Thicknesses!

TEXTURED PANELS

SM 'art

CARB2 Hardwood Particle Board
* 10' Length Perfect for Wall Cladding

SHEET SIZE

81-1/2" x 120"

THICKNESS

8mm & 19mm

EDGEBAND

ROLL SIZE

Matching 328ft Rolls of 1mm ABS

WIDTHS

23mm, 43mm & 65mm



SKINS

Contact Your Sales Rep for
Available Thicknesses!

SMA'RT TEXTURES

OLMO MIELE* SM4565	PAMPAS* SMW006	OLMO CAFE* SM4584	BRUCIATO* SME005	TAIGA* SMW004	OLMO FUME* SM4521
CENTRAL* SMM025	CHRYSLER* SMM021	EMPIRE* SMM020	EPIC* SMM023	ROCKEFELLER* SMM022	WOOLWORTH* SMM026



Printed representations may vary from actual product. See actual sample for most accurate color and comparison.


Give a Glamorous Look to Your Home
with **Saviola Linens.**

Great to use for box Material and at Similar Cost to maple boxes

Give your customer
something **different.**

This Soft touch linen texture
instantly gives a more expensive look
to kitchen drawers, bathroom
cabinets, & open shelving units.

Great looking and durable
material you can trust not to warp.



Product of Italy.
Imported by: **SALT**
INTERNATIONAL

- Sheets Available in 83 5/16 x 110 1/4 Face
19mm, 16mm and 8mm thickness.
- High pressure Laminate (HPL)
Available in 6' x 10'
- 3 Color Options.
- 13 Hour Water Resistant Core.
- Double Sided.
- Matching edgebanding available.
- Available in 23mm, 43mm and 65mm (Edgebanding Available)
- 100% Post Consumer Recycled Material.

SAVIOLA LINENS		
MAHNOLIA LINEN† GSDE6	BUFF LINEN† GS20M	ANTHRACITE LINEN GSX7R



ITALIAN

UV LACQUERED HIGH GLOSS & SALT NITRO COLLECTION

Explore the reflective light of high gloss or smooth touch of matte surfaces.

All Innolac UV lacquered high gloss and matte panels have 9-hour water resistant cores, with mattes offering soft touch, anti-fingerprint finishes. Matte finishes with thermal healing are also available for quick, onsite surface repairs.

UV LACQUERED HIGH GLOSS PANELS

Inn©**Lac**

9-Hour Water Resistant
CARB2 MDF Core

SHEET SIZE
48" x 110-1/4"

THICKNESS
3/4" (19mm)
†Available in 1 or 2 Sided

INNOLAC UV LACQUERED HIGH GLOSS



Printed representations may vary from actual product. See actual sample for most accurate color and comparison.

SALT NITRO COLLECTION



SALT NITRO MATTE PANELS

Inn©**Lac**

Soft Touch Anti-Fingerprint Finish
9-Hour Water Resistant
Ultra Scratch Resistant
CARB2 MDF Core

SHEET SIZE
48" x 110-1/4"

THICKNESS
3/4" (19mm)



Printed representations may vary from actual product. See actual sample for most accurate color and comparison.

SUPER MATTE PANELS

FENIX

Soft Touch Anti-Fingerprint Finish
Thermal Healing
* 10’ Length Perfect for Wall Cladding

SHEET SIZE

51.2” x 120”

THICKNESS

20mm

EDGE BAND

ROLL SIZE

Matching 328ft Rolls of 1mm ABS

WIDTHS

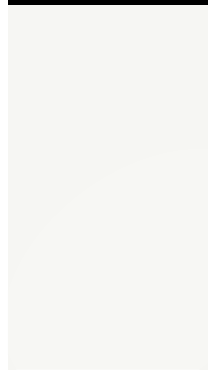
23mm, 43mm & 65mm

SKINS


Contact Your Sales Rep for
Available Thicknesses!

FENIX SUPER MATTES

BIANCO KOS SM*
FX0032SM



GRIGIO EFESO SM*
FX0725SM




CASTORO OTTAWA SM*
FX0717SM



GRIGIO LONDRA SM*
FX0718SM




GRIGIO BROMO SM*
FX0724SM



BLU FES SM*
FX0754



NERO INGO SM*
FX0720



SALT METALICA COLLECTION

TITANIUM
PAY7BT



SILVER
PAY7BV



WHITE GOLD
PAY7CB



ROSE GOLD
PAY7CC



SALT METALICA COLLECTION

METALICA

Anti-Scratch
PET Brushed Metal Finish
MDF Core

SHEET SIZE

48” x 110”

THICKNESS

3/4” (19mm)

EDGE BAND

ROLL SIZE

Matching 328ft Rolls of 1mm ABS

WIDTHS

23mm, 43mm & 65mm

SKINS

Contact Your Sales Rep for
Available Thicknesses!



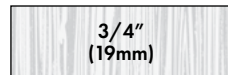
Printed representations may vary from actual product. See actual sample for most accurate color and comparison.

CUSTOM DOORS & DRAWERS

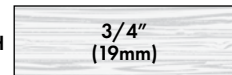


SLAB STYLE - MODERN FLAT

Flat Drawer
Vertical Grain



Flat Drawer
Horizontal Grain



Flat Door
Vertical Grain



Flat Door
Horizontal Grain




Non-Grain Finishes Also Available (See table to right).

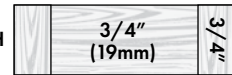
Available Thicknesses		3/4" (19mm) 1-1/2" (38mm) 2" (50mm)			
Grain Finishes: Max Width & Height					
All 38 Thermal Structured Veneer Colors	Horizontal Grain		Vertical Grain		
	W	H	W	H	
	109"	82"	82"	109"	
Linens: Max Width & Height			W	H	
Mahnolia Linen, Buff Linen, Anthracite Linen			82"	109"	
Non-Grain Finishes: Max Width & Height			W	H	
Bianco KOS SM, Castoro Ottawa SM, Grigio Bromo SM, Grigio Efeso SM, Grigio Londra SM, Negro Ingo SM, Blu-Fes			118"	49"	
Anthracite HG & SM, Black HG, Tortora HG & SM, Warm Grey HG & SM, Winter White HG & SM			109"	47-1/2"	

SIENNA STYLE - TRANSITIONAL FLAT

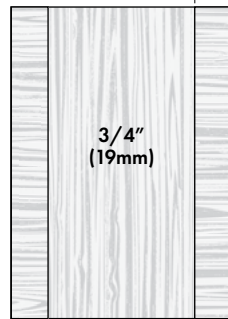
Sienna Drawer
Vertical Grain



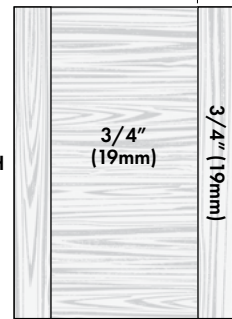
Sienna Drawer
Horizontal Grain



Sienna Door
Vertical Grain



Sienna Door
Horizontal Grain

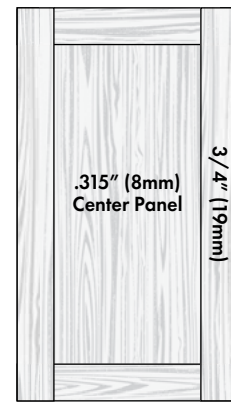


Non-Grain Finishes Also Available (See table to right).

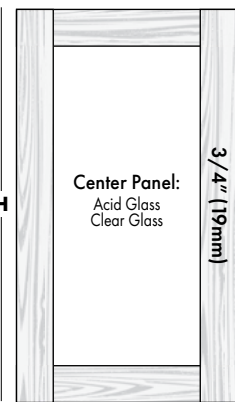
Available Thickness	3/4" (19mm)			
Available Finishes	Min-Max Width & Height			
All Finishes: Thermal Structured Veneer Colors, UV Lacquered High Gloss & Super Mattes	Min W	Max W	Min H	Max H
	8"	41"	3"	81"

SHAKER STYLE - TIMELESS & TRADITIONAL

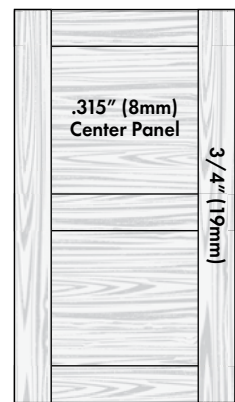
Shaker Door
Standard



Shaker Door
with Glass Center Panel



Shaker Door
1 Cross Bar



3" All Railing and Cross Bars 3"

Available Thicknesses	3/4" (19mm) / .315" (8mm) Center			
Available Finishes	Doors: Min-Max Width & Height			
All 38 Thermal Structured Veneer Colors	Min W	Max W	Min H	Max H
	8"	41"	8"	96" Standard: 60" With Crossbar: 60"-96"

COMPLETE CUSTOMIZED DOOR & DRAWER SOLUTIONS

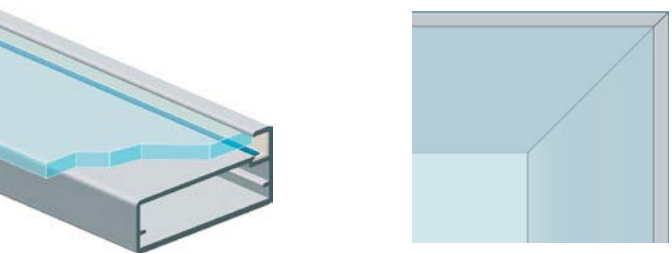




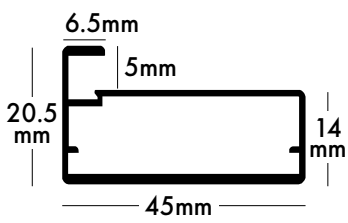
ALUMINUM DOOR PROFILES

ALUMINUM DOOR PROFILE 2364

ITEM CODE:
SI.2364. *FINISH*

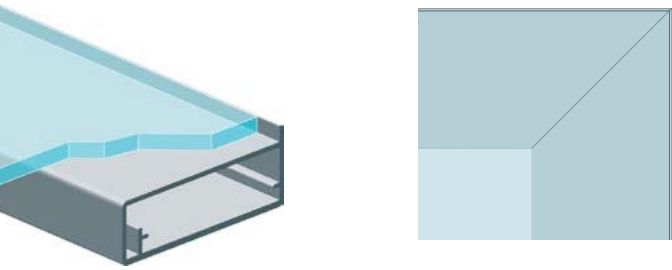


Profile Length 106"

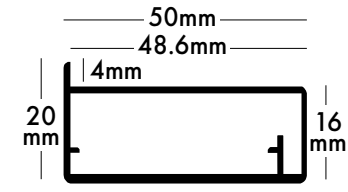


ALUMINUM DOOR PROFILE 2446

ITEM CODE:
SI.2446. *FINISH*

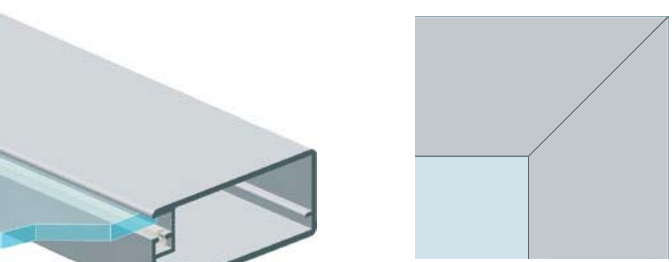


Profile Length 106"

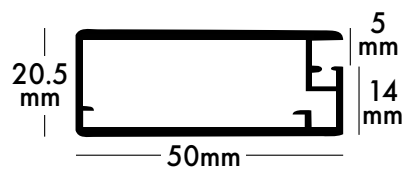


ALUMINUM DOOR PROFILE 2505

ITEM CODE:
SI.2505. *FINISH*



Profile Length 106"

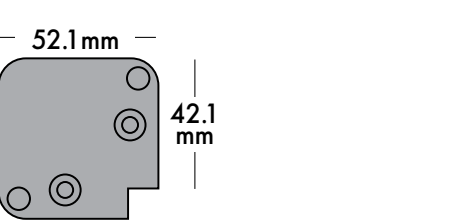


FINISHES



ACCESSORIES

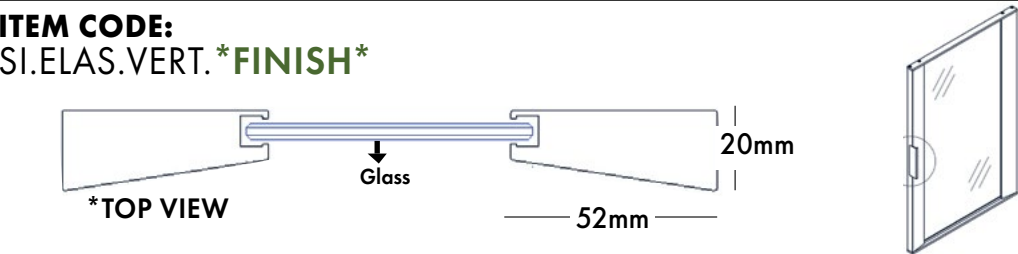
JOINT PLATE & SCREWS
SI.4DC





ELAS ALUMINUM DOOR PROFILES

ELAS ALUMINUM VERTICAL PROFILE



ELAS ALUMINUM HORIZONTAL PROFILE

ITEM CODE:
SI.ELAS. ***SIZE CODE*.**
***DESIRED HANDLE*.**
FINISH

Example Part Number:
SI. ELAS.15.NH

*SIZE CODE (IN)	MM
*15	377.5
*18	454
*21	530.5
*24	606.5
*30	759
*36	911.5
*42	1063.8

2 OPTIONS:

- WITH INCORPORATED HANDLE. ***H**
- WITHOUT HANDLE. ***NH**

WITH INCORPORATED HANDLE. ***H**

WITHOUT HANDLE. ***NH**

HORIZONTAL PROFILE SIDE VIEW.



FINISHES

***BLK**
Black

***GLD**
Gold Brush Anodized

NEW

ELAS ACCESSORIES


ELAS SCREWS
ITEM CODE: SI.ELAS.SCREW

TRANSPARENT GASKET
*Included on vertical Profile
ITEM CODE: SI.ELAS.GASKET

DECORATIVE
HANDLES
& PULLS

LOLA

SCALED TO LENGTH PULLS



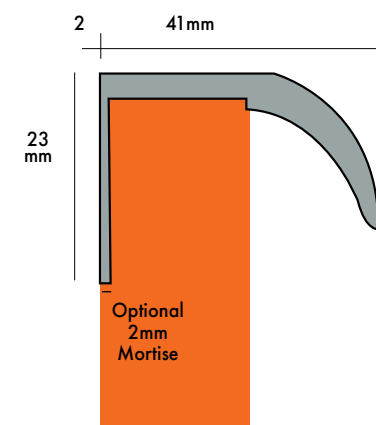
CAROLINE & SOPHIA

MOTION PULL HANDLES

FINISHES

*SS
Stainless Steel

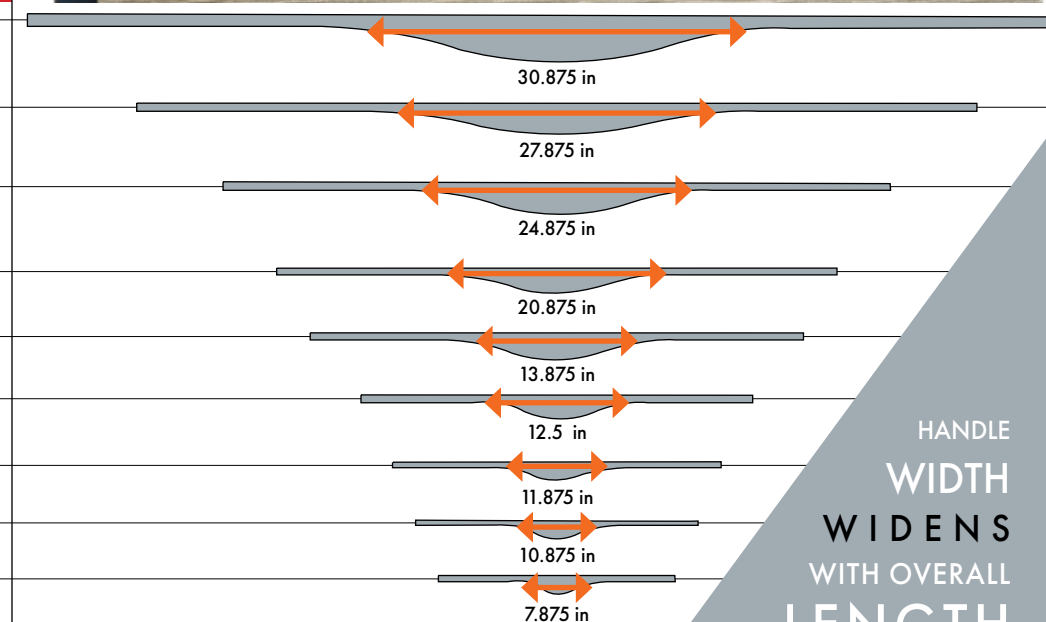
*BR
Brill



SI.LOLA. *SIZE CODE*.*FINISH*

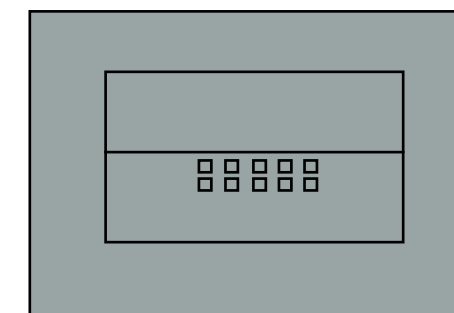
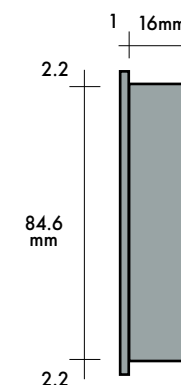
Example Part Number: SI.LOLA.1216.2.SS

SIZE CODE	IN
*1216.2	47.875"
*1163.8	41.875"
*987.6	38.875"
*911.4	35.875"
*835.2	32.875"
*759	29.875"
*606.6	23.875"
*530.4	20.875"
*454.25	17.875"
*416	16.875"
*378	14.875"
*340	13.875"
*301.8	11.875"



HANDLE
WIDTH
WIDENS
WITH OVERALL
LENGTH

SI.CAROLINE

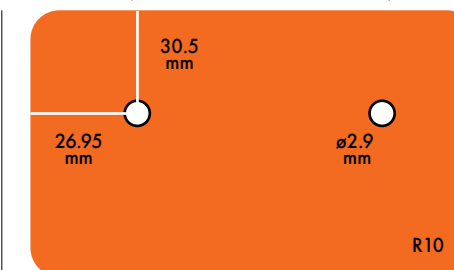


154.5mm

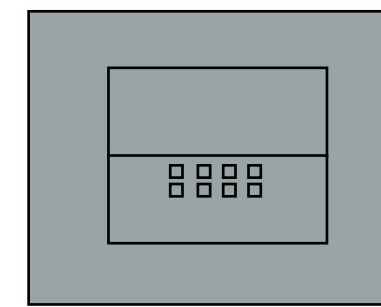
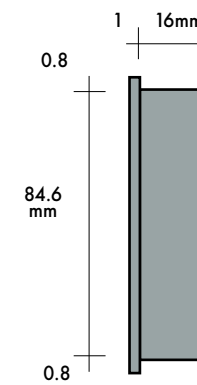
149.9mm

96mm

84.6 mm



SI.SOPHIA

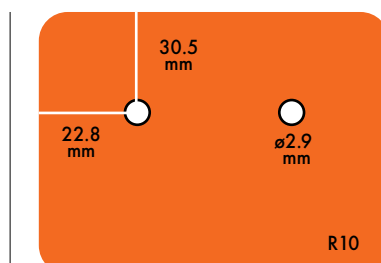


111mm

109.6mm

64mm

84.6 mm



FILO

FINGER PULLS

KARMEN

FINGER PULLS

FINISHES

***CA**
Clear Anodized


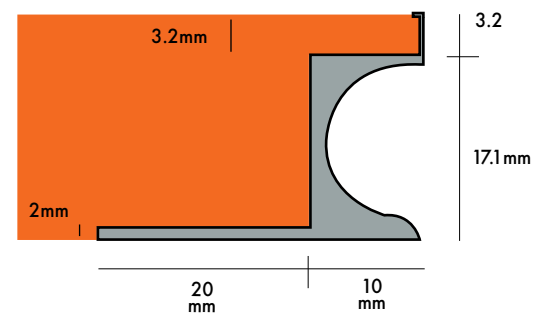
***SS**
Stainless Steel

***BR**
Brill

SI.FILO. ***SIZE CODE***. ***FINISH***

Example Part Number: SI.FILO.**2.7**.CA

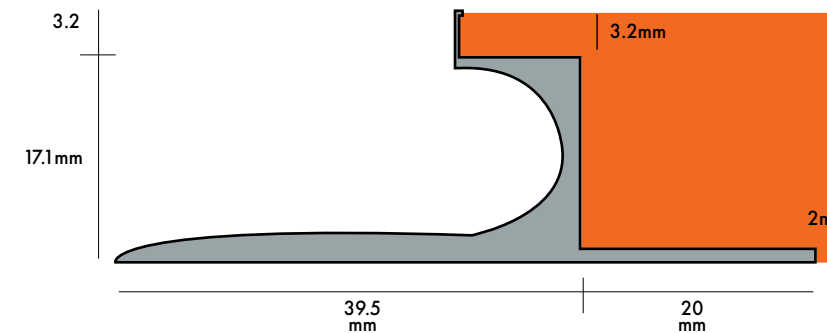
*SIZE CODE	IN
*2.7	106.25



SI.KARMEN. ***SIZE CODE***. ***FINISH***

Example Part Number: SI.KARMEN.**2.7**.SS

*SIZE CODE	IN
*2.7	104.25



FINISHES

***CA**
Clear Anodized

***SS**
Stainless Steel

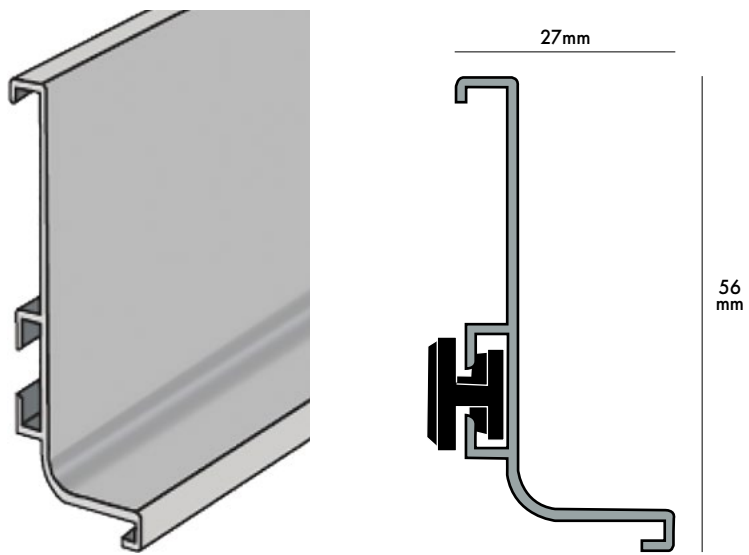
INTEGRATED
HARDWARE
COMPONENTS

GOLA

HORIZONTAL L PROFILE

SI.8006L.*FINISH*

LENGTH: 9ft
Toolessly Attaches to Cabinets with Support and H Clip (Referenced in Black).
Complete the Look with Matching End Caps and Corners.



FINISHES

CA
Clear Anodized

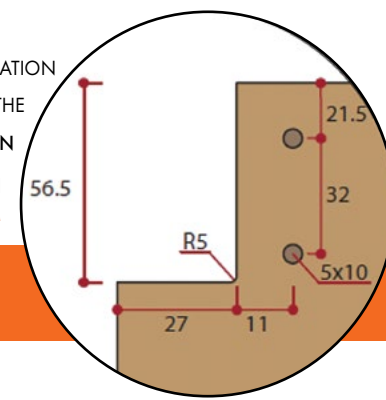
SS
Stainless Steel

BR
Brill


BLK
Black

NEW
GLD
Gold Brushed Anodized

FOR INSTALLATION INFORMATION
PLEASE REFER TO THE
GOLA INSTALLATION
LINK ON
SALTINTL.COM

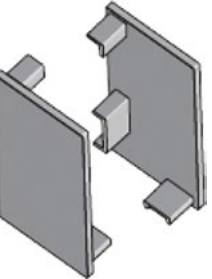


SYSTEM ACCESSORIES:

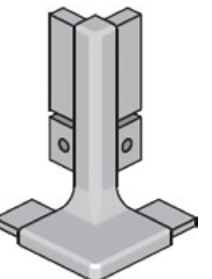


SUPPORT & H CLIP
SCREW-IN:
SI.GFXKIT.
SCREW

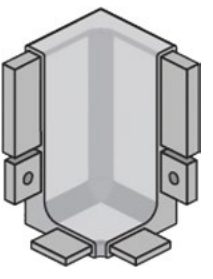
DOWEL:
SI.GFXKIT



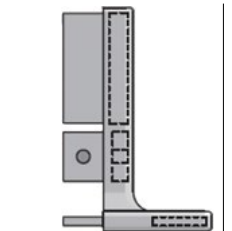
CLOSED END CAP
SET OF LEFT & RIGHT
SI.CEC.8006.
FINISH



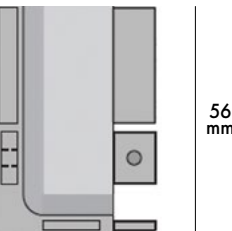
EXTERIOR CORNER
SI.EC8006.*FINISH*



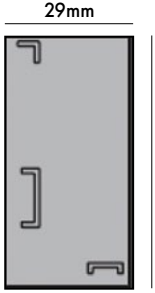
INTERIOR CORNER
SI.IC8006.*FINISH*



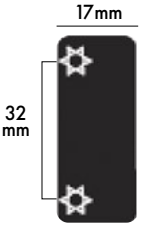
56mm



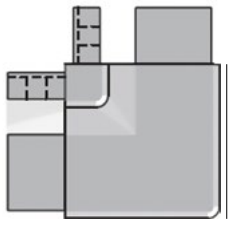
56mm



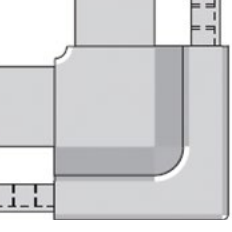
29mm
58mm



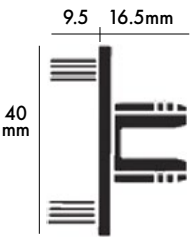
17mm
32mm



27mm



27mm

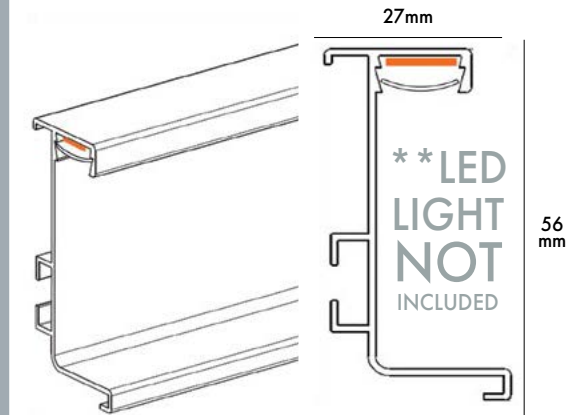


9.5 16.5mm
40mm

GOLA LED

SI.8006L.*FINISH*

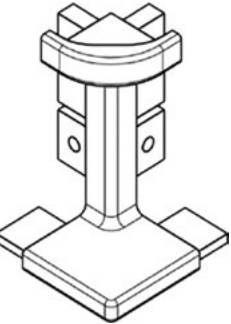
DIFFUSER INCLUDED



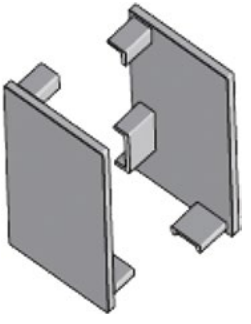
SS
Stainless Steel

BLK
Black

NEW
GLD
Gold Brushed Anodized



EXTERIOR CORNER
SI.EC8006L.



CLOSED END CAP
SET OF LEFT & RIGHT
SI.CEC.8006L.




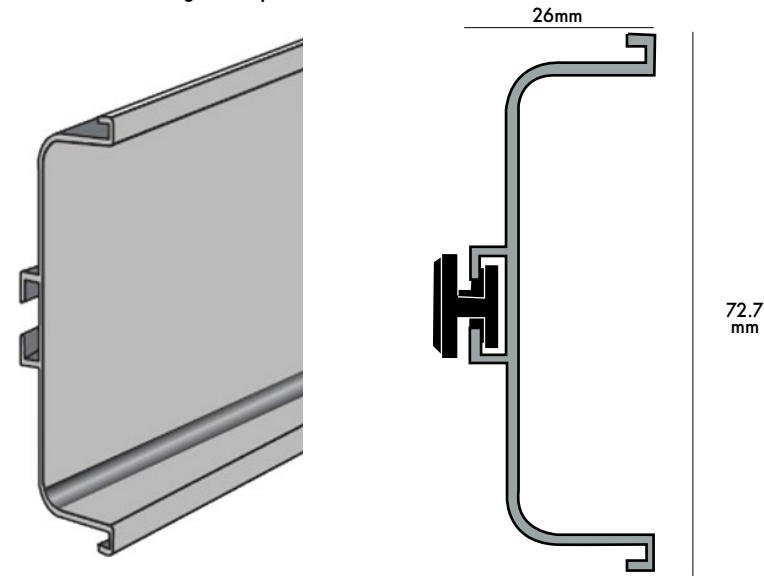
GOLA

HORIZONTAL C PROFILE

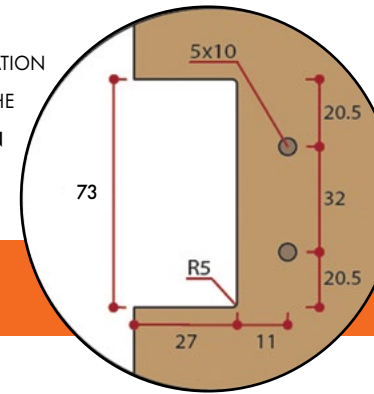
SI.8007. *FINISH*

LENGTH: 9ft

Toolessly Attaches to Cabinets with Support and H Clip (Referenced in Black).
Complete the Look with Matching End Caps and Corners.



FOR INSTALLATION INFORMATION
PLEASE REFER TO THE
GOLA INSTALLATION
LINK ON
SALTINTL.COM



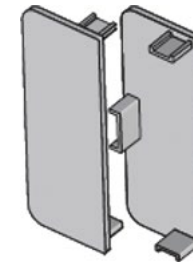
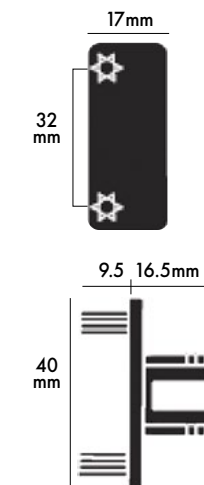
SYSTEM ACCESSORIES:



SUPPORT &
H CLIP

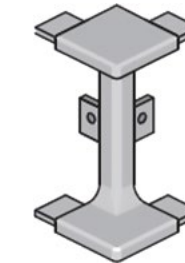
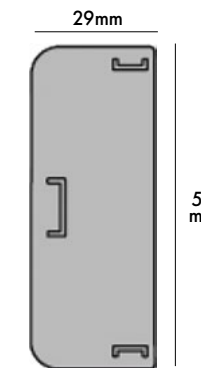
SCREW-IN:
SI.GFXKIT.
SCREW

DOWEL:
SI.GFXKIT



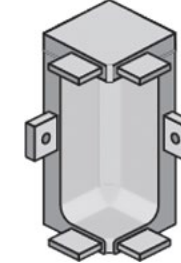
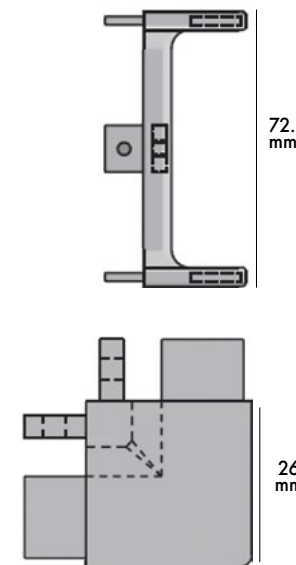
CLOSED
END CAP

SET OF LEFT & RIGHT
SI.CEC.8007.
FINISH



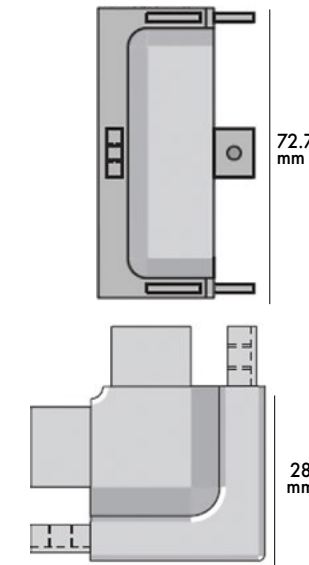
EXTERIOR
CORNER

SI.EC8007. *FINISH*



INTERIOR
CORNER

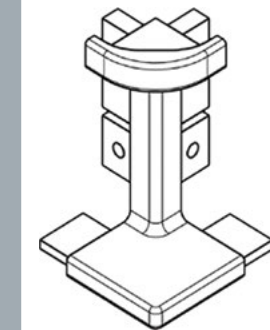
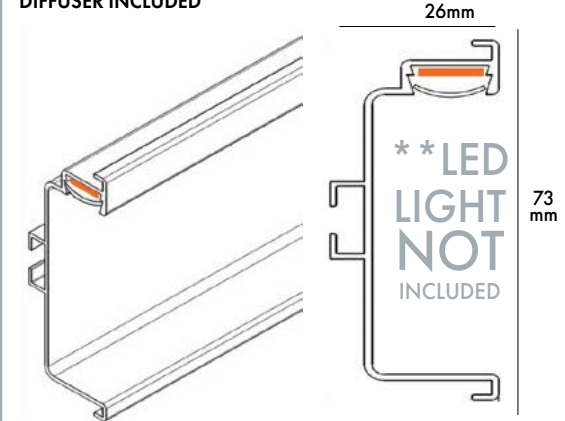
SI.IC8007. *FINISH*



GOLA LED

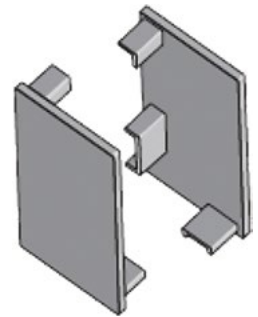
SI.8007L. *FINISH*

DIFFUSER INCLUDED



EXTERIOR
CORNER

SI.EC8007L.



CLOSED END CAP

SET OF LEFT & RIGHT

SI.CEC.8007L.



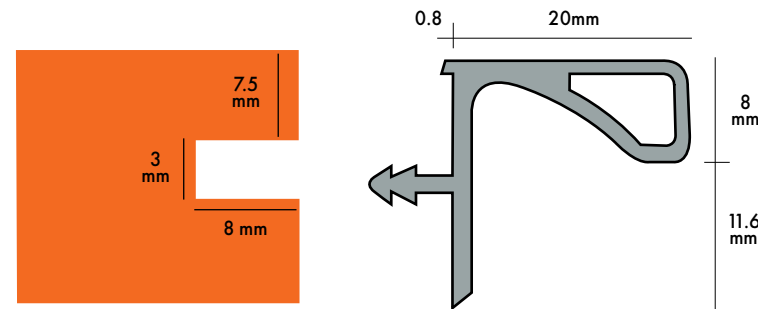
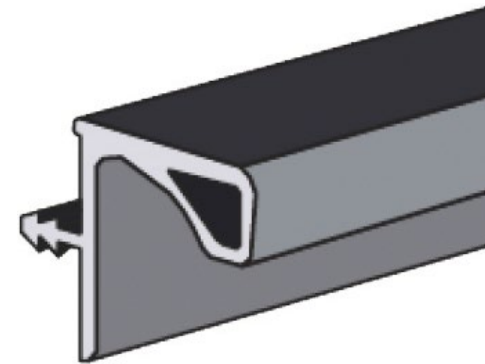
GOLA

UPPER CABINET PROFILE

SI.1730. *FINISH*

LENGTH: 9ft

Create a Fingerhold for Any Drawer or Cabinet Meant to be Opened from Underneath.



NEW FINISHES

SS Stainless Steel	*GLD* Gold Brushed Anodized <small>* Available only 1730 standard Gola NOT LED*</small>	*BLK* Black <small>* Available only for vertical profiles</small>
--------------------------------	--	---

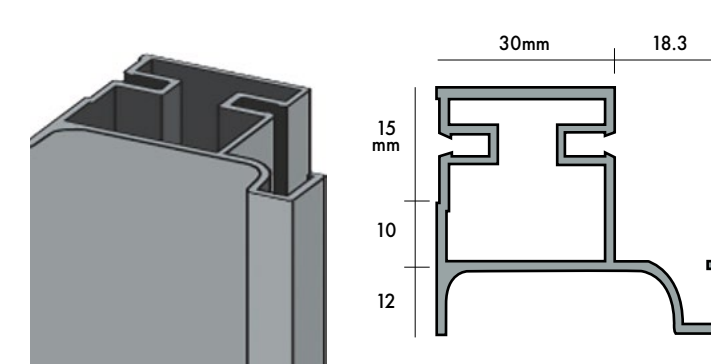
GOLA PROFILES **8018** & **8012** ARE USED WITH THE SAME WORKING ON THE CABINET.

VERTICAL CABINET PROFILES

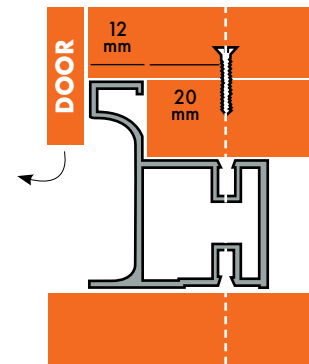
PROFILE 8018 SINGLE VERTICAL

LENGTH: 9ft

Designed for Single Door Applications.



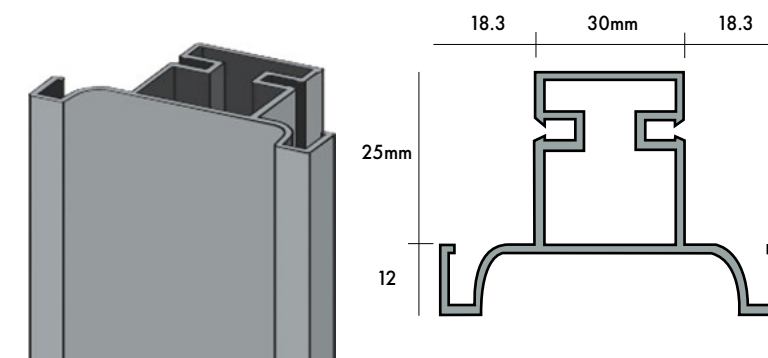
SI.8018. *FINISH*



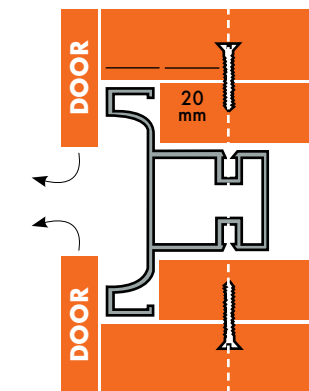
PROFILE 8012 DOUBLE VERTICAL

LENGTH: 9ft

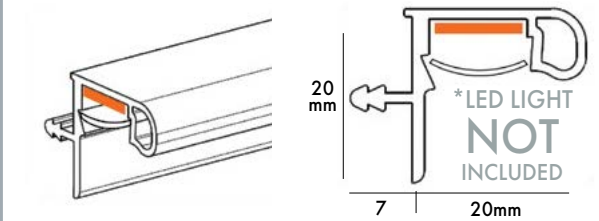
Designed for Double Door Applications.



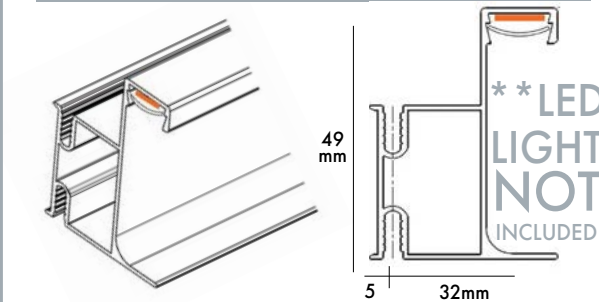
SI.8012. *FINISH*



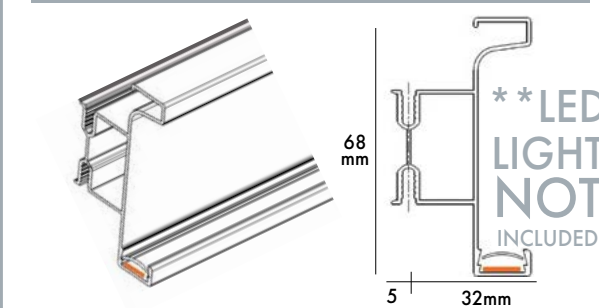
GOLA LED



SI.1730L. *FINISH*
 PROFILE 1730L DIFFUSER INCLUDED



SI.8018L. *FINISH*
 PROFILE 8018L DIFFUSER INCLUDED



SI.8012L. *FINISH*
 PROFILE 8012L DIFFUSER INCLUDED

SS Stainless Steel	*BLK* Black	*GLD* Gold Brushed Anodized
--------------------------------	-----------------------	---------------------------------------

LEG & TOEKICK COMPONENTS

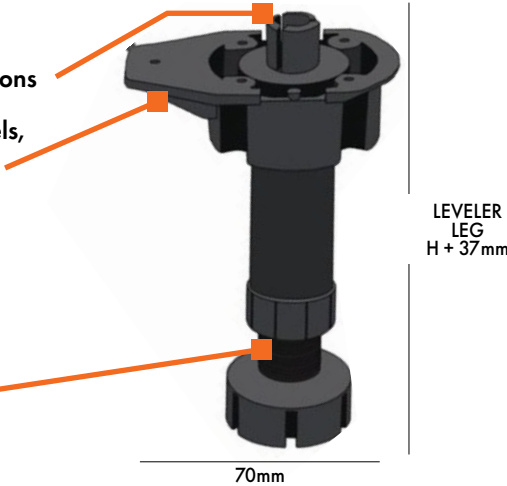


SNAP

PVC LEG LEVELERS

PVC LEG LEVELERS

- Dowel Post and Screw in Assembly Options
- Socket Lip Shifts Weight to Vertical Panels, Avoiding Warping or Blowouts in Base Cabinets
- Light Weight & Durable PVC
- Warp Resistant
- Quick & Easy Way to Level Boxes
- Negative & Positive Adjustability
- Easily Integrated with PVC Toekicks
- Black Only Color



LEVELER LEG

- Available in 3 Heights
- 1.25" Total Range of Adjustability
- 1" Factory Setting
- Bonus 0.25 Adjustability Past Stopper Point

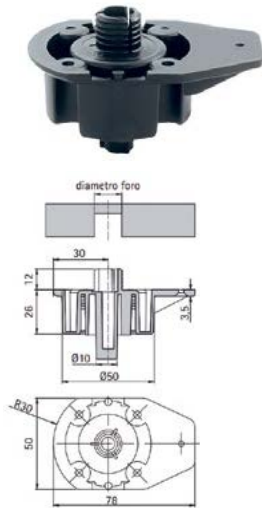
SI.10/04.R100
SI.10/04.R120
SI.10/04.R150



SOCKET

- Socket Lip Shifts Weight to Vertical Panels.
- Dowel or Screw-In Assembly

SI.10/05.0274



TO ASSEMBLE

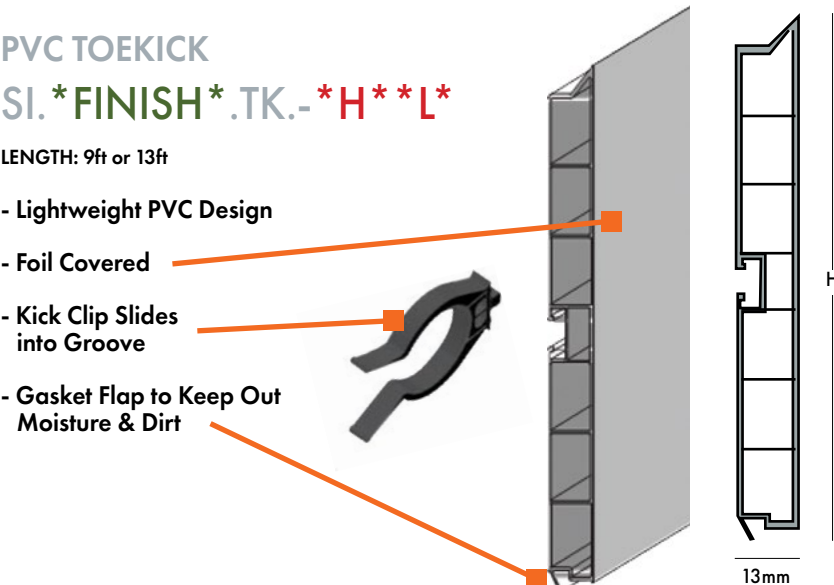
& COVER THEM UP WITH OUR PVC TOEKICK

PVC TOEKICK

SI. *FINISH*.TK.-*H**L*

LENGTH: 9ft or 13ft

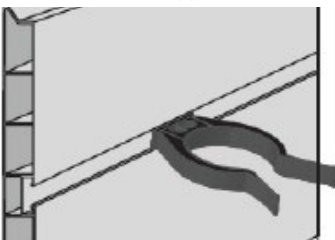
- Lightweight PVC Design
- Foil Covered
- Kick Clip Slides into Groove
- Gasket Flap to Keep Out Moisture & Dirt



KICK CLIP

Easily Slides into PVC Toekick and Clips onto Leveler Leg

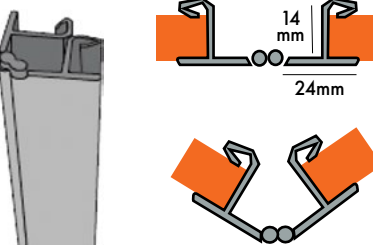
SI.151.CLIP
SI.151.SCREW



FLEX CORNER

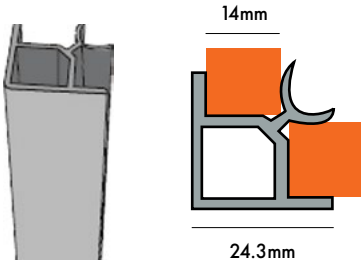
Flexible Corner to Fit Corners that are not a 90° Angle

SI. *FINISH*.VDC.-*H*



90° CORNER

SI. *FINISH*.90D.-*H*



FINISHES

*CA
Clear Anodized

*SS
Stainless Steel

*BR
Brill

*BLK
Black

*GLD
Gold Brush Anodized

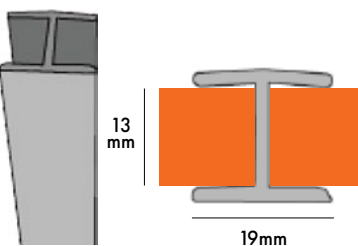
NEW

All finishes are PVC toekicks except the new Gold finish. The Gold finish is Solid Aluminum.

CONNECTOR

Seamlessly Connect Toekicks when a 9ft or 13ft Length is not Long Enough

SI. *FINISH*.CON.-*H*





- 1 **WINTER WHITE INNOLAC SUPER-MATTE PANEL** INL01SM
- 2 **WHITE DRAWER FLEX** GET MORE USABLE SPACE WITH THIS FLEXIBLE BELT DESIGNED TO MAXIMIZE WASTED SPACE UNDER YOUR SINK SI.DDF.W.35/10.1660
- 3 **GOLA HORIZONTAL C PROFILE** MODERN C SHAPED CHANNEL FINGERPULL FOR CABINET DRAWERS. SI.8007.CA ** ALSO AVAILABLE IN A LED LIGHTED OPTION.

GET MORE CABINET SPACE



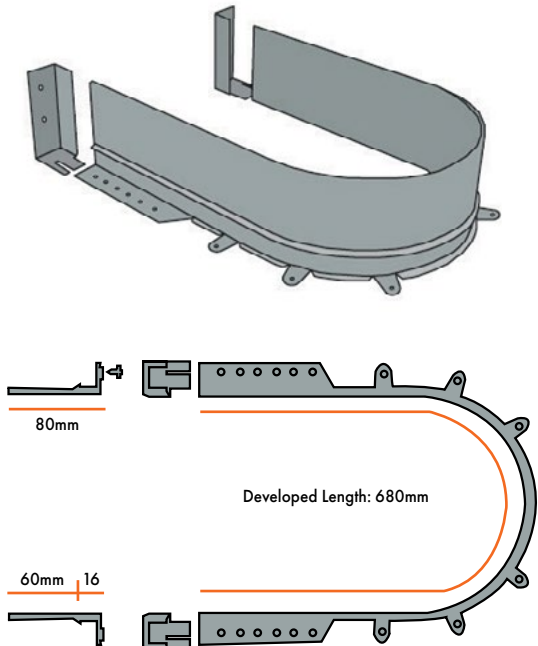
DRAWER FLEX
SI.DDF.***FINISH***
.35/10.1660

- 16mm Insert for Under Sink Drawer
- Flexible
- Trimmable
- Self Tapping Screws

FINISHES

***G**
Grey

***W**
White



CREMAGLIERA CLOSET SYSTEM

TOOLESS ASSEMBLY

3

6

2

5

4

1

1

FUMO GRUPPO SAVIOLA TEXTURED 10FT PANEL GSP32

2

SELF LOCKING SHELF SUPPORT 13" BRONZE SHELF BRACKET CREATES A FLOATING SHELF. TOOLESSLY CONNECTS WITH THE CREMAGLIERA CLOSET SYSTEM CR.SS353.B

3

CREMAGLIERA CLOSET SYSTEM ITALIAN RAIL MOUNTED CLOSET SYSTEM THAT ALLOWS QUICK AND EASY ADJUSTMENTS OR RECONFIGURATION WITHOUT TOOLS.

4

SLAB DOOR CUSTOM CUT TO SIZE DOOR.

5

NERO TWO SIDED SALT NITROFACE SUPER MATTE PANEL INL07NF

6

GOCCIA CLOTHING BAR TOOLESS ASSEMBLY CLOTHING BAR WITH CONTEMPORARY DESIGN CR.GOCCIA.BAR ** ALSO AVAILABLE IN LED VERSION.




CLOSET

CREMAGLIERA

& SHELVING

ADJUSTABLE SHELVING & WALL CLADDING SYSTEM

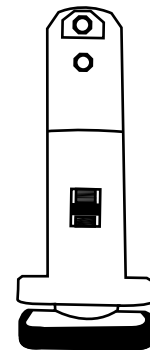
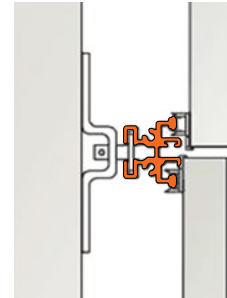
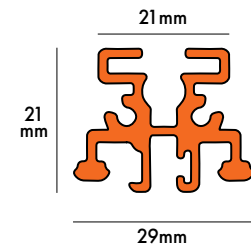


POST

LENGTH: 2.7m

- Includes Stabilizing Leg
- Post is Directional
- Notch on Base of Post for Stabilizing Leg

CR.POST.10



STABILIZING LEG

LEVELING LEG THAT SECURES POST IN PLACE.

- Included with Post

SI.CR.STABILIZERLEG

*L SIZE CODE	IN
*353	13
*553	21

FINISHES

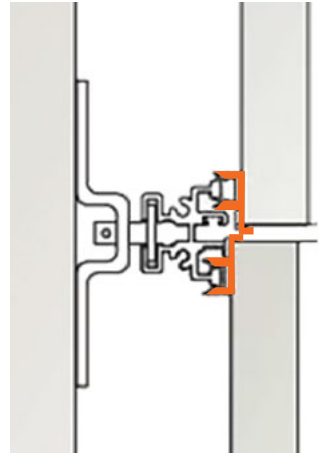
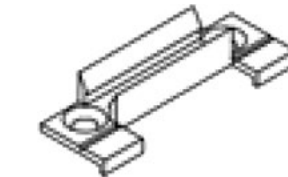
*B
Bronze

*G
Grey

BOARD HOOK

- Accurate Measuring Every Time
- Easy Index Tab Breaks Off After Installation
- Snaps On & Off Post
- 1 Pack (8 Hooks Included)

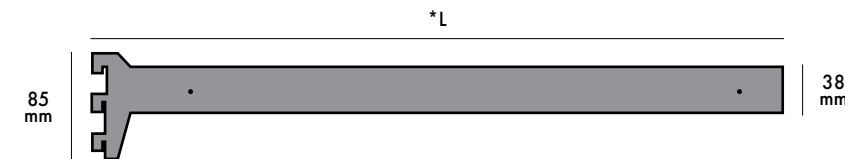
CR.HOOK



SHELF SUPPORTS

- Locks into Place
- Beautiful & Secure Edge to Floating Shelves
- Sold in Pairs

CR.SS.*L*.*FINISH*

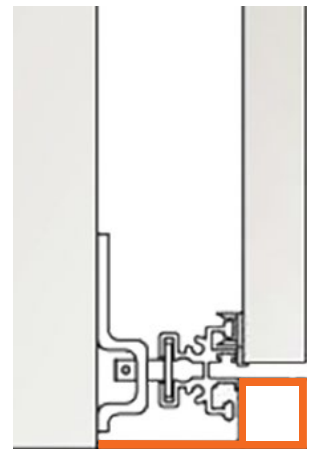


BUFFERING ROD

LENGTH: 2.7m

- Clean Edge to End Wall Cladding

CR.BUFFROD





CLOSET & SHELVING

CREMAGLIERA

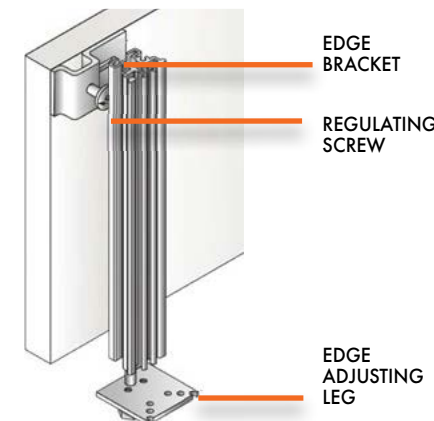
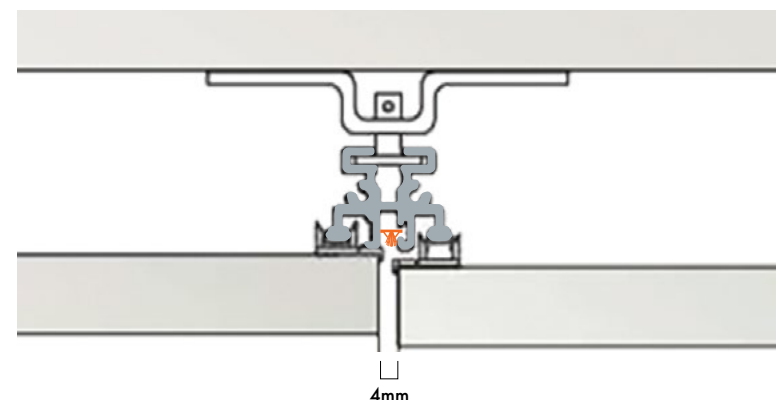

TOOLESS BRACKETS & ADJUSTABLE LEGS



FINISHING BRUSH

Slides into Post to Cover Exposed Surface in between Panels


SI.CR.BRUSH



EDGE BRACKET

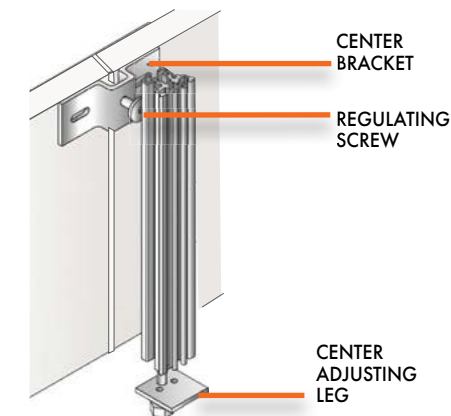
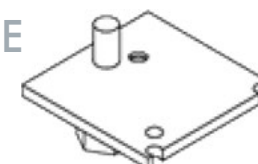
Edge Holder for Cremagliera Post
Allows Clean Edge to End Wall System

CR.BRACKET.EDGE



EDGE ADJUSTING LEG


CR.LEG.EDGE



CENTER BRACKET

Central Holder for Cremagliera Post
Structural Support on Both Sides of Bracket

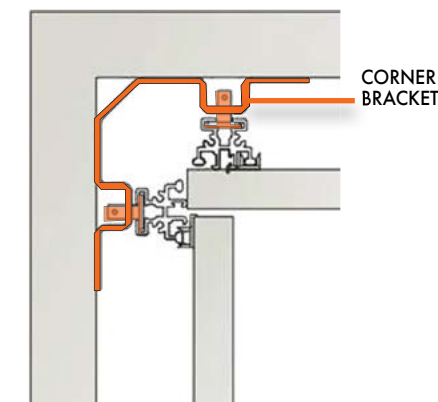
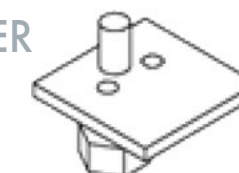
CR.BRACKET.CENTER



CENTER ADJUSTING LEG

CR.LEG.CENTER

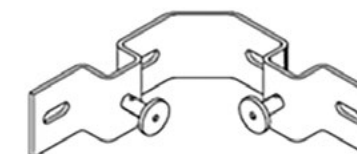
Comes integrated with Post



CORNER BRACKET

Corner Holder for Two Cremagliera Posts
Designed for Easy Installation in Corner Spaces

CR.BRACKET.CORNER



CORNER ADJUSTING LEG

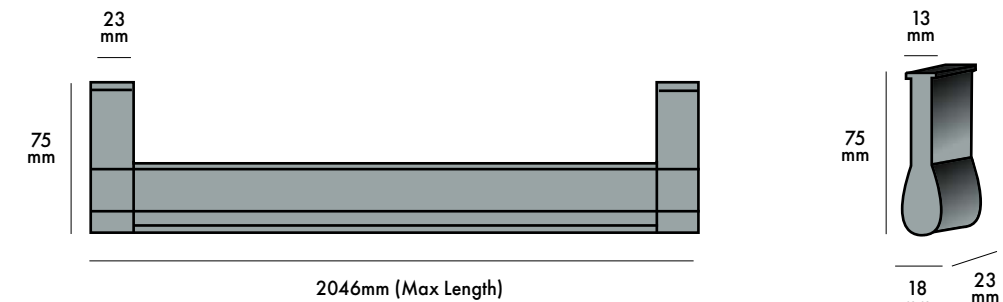
CR.LEG.CORNER





GOCCIA

CLOTHING BAR



BAR

LENGTH: 2000mm

CR.GOCCIA.BAR


END CAPS

Sold as a Pair

SKU: CR.GOCCIA.EC



GOCCIALED



LED BAR

LENGTH: 2000mm
Prepped for Lighting

CR.GOCCIA.LED

** LED
LIGHT
NOT
INCLUDED



DIFFUSER SCREEN


LENGTH: 2000mm
For Lighted LED GOCCIA Clothing Bar

CR.GOCCIA.DIFF

This image shows a full page of blank, lined paper. It features approximately 20 evenly spaced horizontal blue or grey lines across its entire width. The lines are thin and consistent in color, providing a standard template for handwriting practice or general note-taking. There are no margins, text, or other markings present on the page.

IMPORTED FROM ITALY
BY







INNOVATIVE MATERIALS



YOUR DISTRIBUTOR IN THE SOUTHWEST:



909.357.7730
10330 ELM AVE.
FONTANA, CA 92337

CA

702.430.3433
5625 ARVILLE ST. STE C-D,
LAS VEGAS, NV 89118

NV

623.936.2627
4110 W WASHINGTON ST.
STE 200, PHOENIX, AZ 85009

AZ

WWW.PETERMANLUMBER.COM

HOLLYWOOD, FL

305-698-8889

2798 SW 32nd Ave.
Hollywood, FL 33023

WWW.SALTINTL.COM

IMPORTED FROM ITALY
BY

