



PETERMAN
- LUMBER INC. -

EDITION 3

COORDINATED MATERIALS • DECORATIVE SURFACES • HARDWARE • ARCHITECTURAL LUMBER • CUSTOM MILLING • CUSTOM LAYUP • MADE TO ORDER DOORS





Driven TO BE DIFFERENT



Peterman is a resource for customers to select quality wood products and decorative surfaces for cabinetry, furniture, and fine woodworking in residential and commercial applications.

Our mission is to be the resource for our customers to find premium solutions in the modern age where craftsmanship, quality, and efficiency are essential to thriving.

Our yard is open to all projects, large and small, whether you want to come in and hand-select one stick of lumber or have us load an entire truck to deliver.

We are a family-owned company that stands behind our products. Everything you find here at Peterman was specifically brought in based upon customer requests, your requests. We pride ourselves in saying that we bring in products that exceed your expectations and deliver on your deadlines.

We are driven to find the best and most innovative suppliers to provide you with product lines that solve problems. Our constant goal is to offer materials designed to save you time, provide superior reliability that puts your mind to ease, and provide the quality you can pass on to your customer. This brings value and, ultimately, more to your bottom line.

Peterman strives to make sure that we offer materials sourced from sustainable mills. The longevity of our business is directly tied to our ability to take care of the planet along with our current and future woodworkers.

From our service to our products, we are a customer DRIVEN supplier. We want to make purchasing your materials easy and enjoyable. We challenge the ordinary and refuse to be just another wood distributor.

Our Vision is to continue to offer the classic materials of yesterday, invest in the cutting-edge materials of tomorrow, and cultivate best practices to save on material, time, and labor so our customers can put that value back into the things that mean most to them.





Peterman Lumber has been a family-owned business since 1979. We started in a small shed with hardwood lumber and have grown it to fill out our 14-acre lumberyard in Fontana, CA. We also opened multiple locations in Las Vegas, NV and Phoenix, AZ. We have also grown the diversity of products and value-added custom capabilities.

1979

- Founded by Clair "Pete" Peterman
- Delivering orders since Day 1
- Lumber, Custom Milling, & Panel Products

2000

- Partnered with Specialized Milling

2009

- Obtained high pressure laminate lines

2013

- Added contact adhesive for laminating HPL and Veneers
- Launched Cut to Size Program

2015

- Purchased Cold Lamination Press to Layup HPL and Veneer in Phoenix

2018

- Started offering Made to Order cabinet doors
- Have a full line of coordinated materials & hardware to open cabinetmakers to European trends
- Brought in European Hardware Styles

2021

- Opened our own in-house Door Facility in Fontana

2023

- Partnered with StyleLite Acrylic Panels by EGR
- The debut of our Peterman Stocked Melamine Box
- Proudly offering over 245+ Options for Coordinated materials, 600+ Decorative surfaces, 50+ Hardwoods, & Softwood Species

1981

- Moved into Fontana Headquarters
- Fontana property developed from an Olive Grove

2006

- Opened Las Vegas Yard

2012

- Opened Phoenix Yard on 67th Avenue

2014

- Phoenix quickly outgrew & we moved to Washington St.

2017

- Brought in Decorative Surfaces for easy finishing options

2020

- Brought in Bussolotti Cabinet Systems by Salt Intl.
- Partnered with Merino Laminates and Panels and added them to our Coordinated Materials

2022

- Brought on Nevamar Laminate Line in CA & NV
- Moved our Lamination Facility from Phoenix to Fontana
- Merged our Lamination and Door Facilities for faster turnaround

44+ years
SERVING YOU



COORDINATED MATERIALS	1
WOODGRAINS	3
SAVIOLA, SM'ART, PURA VITA, ARANIH, LEGNO, ARTIKA/RAIN	-
SUPER MATTES	15
NITRO, FENIX, LUVIH, TRUMATTE, VELVET MATTE, MEISTER	-
HIGH GLOSS	21
INNOLAC, TRUGLOSS	-
DECORATIVE SURFACES	23
STOCKED MELAMINES	25
CLASSIC SUEDE, EMBOSSED IN REGISTRATION, LINEAR WOOD TEXTURE	-
LAMINATE	33
METALAM, NEVAMAR, PIONITE, PANOLAM TFL	-
10FT MELAMINES	41
PANOLAM TFL, SM'ART, FENIX, ARANIH, LUVIH	-
METALS	45
METALLICS, METALICA, METALAM	-
LUMBER	47
STOCK & PRICING	49
HARDWOODS	51
SOFTWOODS	55
MILLWORK	57
CORE OPTIONS	61
BOX MATERIALS	71
VENEERS	73
CUSTOM CAPABILITIES	75
BUSSOLOTTI CABINET SYSTEM	77
CUSTOM LAYUP	81
DOORS	83
FLOATING SHELVES	91
GOLA HARDWARE	95
HOW TO ORDER	97

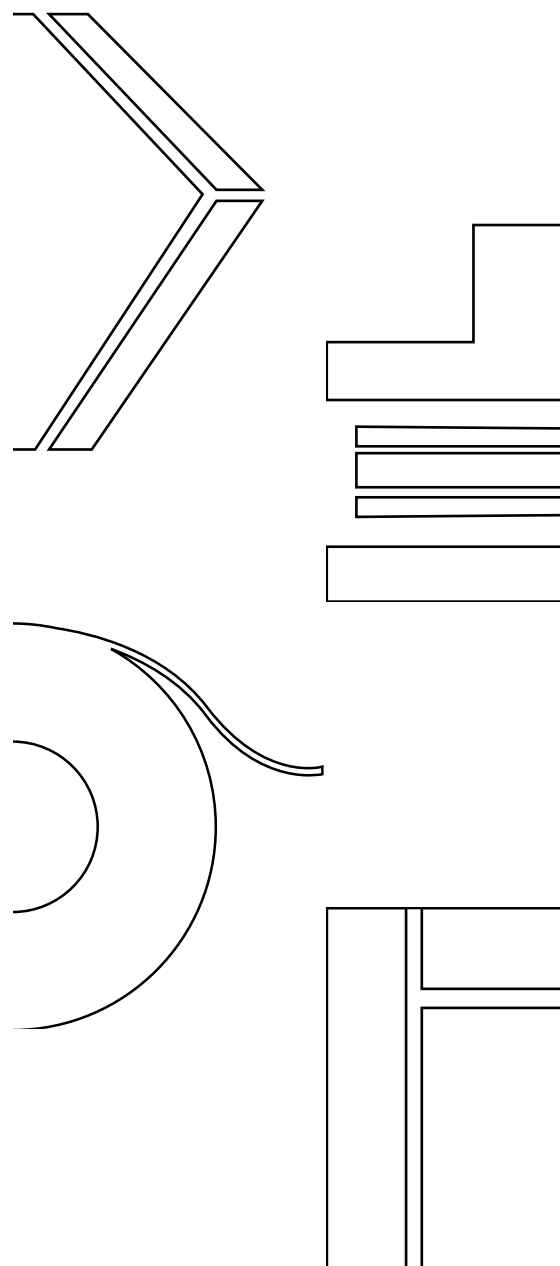
ASK YOUR SALES REP ABOUT OUR
PETERMAN HARDWARE CATALOG



Scan here to view our
Hardware options from
our Peterman website.

CONTENTS

*For most current information and updates, please visit our website at www.PetermanLumber.com



Whether working on cabinets for a single kitchen or a chain of commercial spaces, Peterman Lumber has Coordinated Materials that make fabrication a breeze with design-quality textures that are perfectly matched. We have over 245+ options of coordinated materials available for will-call or next-day delivery. Our goal is to help you exceed your customers' expectations.

Never settle for the closest match. Peterman Lumber has assembled a full line of perfectly matched materials that seamlessly integrate with consistent patterns and textures across various surfaces. We make it easy by working directly with manufacturers to ensure the Board, HPL, and Edgebanding are perfectly matched from the source. We have hand-selected in-demand textures in colors meant for the Southwest market from industry-leading companies like SALT International, Merino, StyleLite, and Stevenswood to have beautiful and durable surfaces that match regardless of the application.

PRODUCT ADVANTAGES

-Perfectly matched.

▼ BOARD ≡ HPL/SKIN ● EDGEBANDING ■ DOORS

- Saves fabrication time.
- Best quality doors on the market.
- Consistency you can trust if you need a replacement down the road.
- In-demand textures.
- On trend colors that were hand selected for the Southwest Market.
- Extremely durable.
- Consistent stable color.
- Prefinished materials.
- Materials from industry leaders.

Perfectly Matched

SURFACES THAT SAVE YOU FINISHING TIME WITH CONSISTENT & STABLE COLOR THAT CAN BE USED IN RESIDENTIAL AND COMMERCIAL APPLICATIONS.

BOARD

Premium textured and double sided board to make high-end streamlined furniture and cabinetry.

EDGEBAND

Easy finishing solution made for PUR or hot air banders. Comes in 3 thicknesses: 23mm, 43mm, and 65mm.

HPL

HPL: Durable and compact; excellent for high-impact surfaces and applications where board just won't cut it.

DOORS

Complete customized door and drawer solutions. Door styles include Slab, Sienna, Shaker, and 5-piece glass insert.



SAVIOLA

Italian Thermal Structured Veneers offer the elegance of high-end European design with the benefits of 100% post-consumer recycled materials and a 13-hour water-resistant HydroCore.




*The colors shown are depictions only and are likely to vary from actual colors. Color selection should be made based on viewing physical samples.



Scan to watch a video on how Saviola is an ecologically responsible company.



Saviola Linen's soft-touch textured material complements modern-style doors and offers a luxurious look with easy maintenance. This product is stocked in 3 different thicknesses.



*The colors shown are depictions only and are likely to vary from actual colors. Color selection should be made based on viewing physical samples.

PRODUCT SPECS

BOARD

- SHEET SIZE:
83-5/16"x110-1/4"
- THICKNESS:
8mm (5/16"), 19mm (3/4")
16mm (5/8")-Available for
Linen only
- CARB2, 13-Hour Water
Resistant Core
- 2-sided Woodgrain Texture




HPL/SKINS

- SHEET SIZE:
60" x 120"
- THICKNESS:
0.7mm (1/32")

EDGE BAND

- ROLL LENGTH:
328'
- THICKNESS:
1mm
- WIDTH:
23mm, 43mm, 65mm
- BANDING TYPE:
ABS

DOORS

- AVAILABLE IN 3 STYLES:
  
5PC 3PC Slab
- *5PC options also include:
Prep for Glass & Glass Inserts

Cover from floor to ceiling without the seam, offering 10ft textured melamine perfect for closets and wall cladding. Beautifully designed and produced in Italy.



*The colors shown are depictions only and are likely to vary from actual colors. Color selection should be made based on viewing physical samples.

PRODUCT SPECS

BOARD

- SHEET SIZE: 81-1/2" x 120"
- THICKNESS: 8mm (5/16") 19mm (3/4")
- CARB2 Hardwood Particle Board

HPL/SKINS

- SHEET SIZE: 60" x 120"
- THICKNESS: 0.7mm

EDGEBAND

- ROLL LENGTH: 328'
- THICKNESS: 1mm
- WIDTH: 23mm 43mm 65mm
- BANDING TYPE: ABS

DOORS

- AVAILABLE IN 3 STYLES:
- 5PC 3PC Slab
- *5PC options also include: Prep for Glass & Glass Inserts



PURA VITA



Pura Vita by Salt International is the newest addition to Peterman's successful decorative surfacing line. This line gets its name from using real wood veneers, bringing PURE and warm wood tones to the place where LIFE happens, the home. Pura Vita is run through a series of surface treatments, so the wood feels natural to the touch, and our finishing ensures color consistency along with scratch resistances for when VITA happens. This product comes with a planked-matched prefinished veneer and carefully selected matching ABS edgebanding, making this a "ready to use" program.



*The colors shown are depictions only and are likely to vary from actual colors. Color selection should be made based on viewing physical samples.

PRODUCT SPECS



BOARD
-SHEET SIZE:
49" x 110" (2-sided)
49" x 120" (1-sided)
-THICKNESS:
19mm (3/4")





HPL/SKINS
COMING SOON...



EDGEBAND
-ROLL LENGTH:
328FT
-THICKNESS:
1mm (ABS)
-WIDTH:
23mm, 43mm, 65mm



DOORS
-AVAILABLE IN 2 STYLES:
 3PC  Slab



ARANIH

Aranih by Merino is our specially curated selection of textured wood grain laminates supported in our door and board program. Peterman offers high-quality custom-made cabinet doors along with matching floating shelves. This program is complimented with matching laminate and edgebanding to provide a complete program with elegant designs.



*The colors shown are depictions only and are likely to vary from actual colors. Color selection should be made based on viewing physical samples.

PRODUCT SPECS

BOARD

- AVAILABLE FOR CUSTOM LAYUP
- *Contact Sales Rep for more information and core options.

HPL/SKINS

- SHEET SIZE: 4' x 8'
- THICKNESS: 0.9mm

EDGEBAND

- ROLL LENGTH: 328'
- THICKNESS: 1mm
- WIDTH: 23mm, 43mm, 65mm
- BANDING TYPE: ABS

DOORS

- AVAILABLE IN 3 STYLES:
- 5PC 3PC Slab
- *5PC options also include: Prep for Glass & Glass Inserts



LEGNO

True realistic wood patterns that offer registered embossed textures that match the printed grain. Your fingers feel what the eyes see, just like in nature. Feel great about a product that is 100% designed & produced in the USA.



WALNUT PITTONI WHITE NEBBIA L31	MEZZO CHERRY JASPER L34	MEZZO CHERRY SEROTINA L33
TRENTO OAK COASTAL L38	MEZZO CHERRY KIRSCH L35	WALNUT PITTONI NATURAL MARRONE L29
TRENTO OAK LAUREL L37	TRENTO OAK ALLARIA L37	new WALNUT PITTONI TIMELESS L41
WALNUT PITTONI EVENING NOTTE L30	new WALNUT PITTONI MIDNIGHT RUN L39	new WALNUT PITTONI SEPPIA WALNUT L40

*The colors shown are depictions only and are likely to vary from actual colors. Color selection should be made based on viewing physical samples.

PRODUCT SPECS



BOARD

- SHEET SIZE:
5'x8'
- THICKNESS:
1/4", 3/4"
- DOUBLE SIDED



HPL/SKINS

- SHEET SIZE:
5'x8'
- THICKNESS:
0.7mm



EDGEBAND

- ROLL LENGTH: 600'
- THICKNESS: 1mm
- WIDTH: 15/16"
- BANDING TYPE:
ABS



DOORS

- AVAILABLE IN 3 STYLES:
- 5PC 3PC Slab

*5PC options also include:
Prep for Glass & Glass Inserts



ARTIKA

Our Artika texture is a wide linear plate texture available in 23 trendy patterns. Feel good about your design and manufacturing choice. Stevenswood is a product that is 100% designed & produced in the USA.



*The colors shown are depictions only and are likely to vary from actual colors. Color selection should be made based on viewing physical samples.

PRODUCT SPECS



-SHEET SIZE:
49" x 97"
-THICKNESS:
1/4", 3/4"
-DOUBLE SIDED



-SHEET SIZE:
4' x 8'
-THICKNESS:
0.7mm




-ROLL LENGTH: 600'
-THICKNESS: 15/16"
-WIDTH:
23mm, 43mm, 65mm
-BANDING TYPE:
PVC



-AVAILABLE IN 3 STYLES:

5PC 3PC Slab
*5PC options also include:
Prep for Glass & Glass Inserts

Artika & Rain continued...



RAIN

Our Rain Texture is a more narrow linear plate texture available in 2 colors — available on the same great core and manufactured in the USA.



*The colors shown are depictions only and are likely to vary from actual colors. Color selection should be made based on viewing physical samples.

PRODUCT SPECS



-SHEET SIZE:
49" x 97"
-THICKNESS:
1/4", 3/4"
-DOUBLE SIDED



-SHEET SIZE:
4'x8'
-THICKNESS:
0.7mm



-ROLL LENGTH: 600'
-THICKNESS: 15/16"
-WIDTH:
23mm, 43mm, 65mm
-BANDING TYPE:
PVC



-AVAILABLE IN 3 STYLES:

5PC 3PC Slab
*5PC options also include:
Prep for Glass & Glass Inserts

NITRO

The Nitro Collection by Salt International features UV lacquered panels with a nitrogen finish creating a luxurious velvety soft touch super matte. Nitro is an anti-fingerprint and antimicrobial surface that offers an elegant matte surface on both sides of the panel.



*The colors shown are depictions only and are likely to vary from actual colors. Color selection should be made based on viewing physical samples.

PRODUCT SPECS



-SHEET SIZE:
48" x 110"
-THICKNESS:
19mm (3/4"), 8mm (1/4")
-CARB2, HYDROCORE,
& 2 SIDED SUPER MATTE



-UNAVAILABLE
*No HPL due to the UV Finish.
We use FENIX HPL as its
commercially accepted match.



-ROLL LENGTH:
328FT
-THICKNESS:
1mm (ABS)
-WIDTH:
23mm, 43mm, 65mm



-AVAILABLE IN 3 STYLES:

5PC 3PC Slab
*5PC options also include:
Prep for Glass & Glass Inserts

FENIX

This is the next generation of laminate surfaces. Fenix earns the title super matte with its recognizable soft touch and unique ability to heal surface scratches thermally. Its durability is a product of the nanotechnology used on the surface of this material.



*The colors shown are depictions only and are likely to vary from actual colors. Color selection should be made based on viewing physical samples.

PRODUCT SPECS



-AVAILABLE FOR
CUSTOM LAYUP
*Contact Sales Rep for
more information and
core options.



-SHEET SIZE:
51" x 120"
-THICKNESS:
0.9mm
*We use FENIX HPL as Salt Nitro
commercially accepted match.



-AVAILABLE MATCHING
COLORS THRU SALT
NITRO COLLECTION



-AVAILABLE MATCHING
COLORS THRU SALT
NITRO COLLECTION IN
3 STYLES:

5PC 3PC Slab
*5PC options also include:
Prep for Glass & Glass Inserts

LUVIH

Luvih by Merino is our specially curated selection of ultra-tough super matte laminates supported in our door and board program. Luvih by Merino is 3x harder to scratch than the leading competitor. Peterman offers high-quality custom-made cabinet doors along with matching floating shelves. This program is complimented with matching laminate and edgebanding to provide a complete program with elegant designs.



CHALKY WHITE	PASTRY WHITE	LARK	ROSE GERANIUM
CASTLE GREEN	BLAZE GREY	KHAKI	BLUSH
HARBOR GREY	CANISTER	UMBER	GALILEAN
CRATER BLUE	ANCHOR GREY	FOSSIL GREY	BORAZO MARBLE
SHIBORI BLUE	CHARCOAL	COFFEE	BERRY BUNCH

*The colors shown are depictions only and are likely to vary from actual colors. Color selection should be made based on viewing physical samples.

PRODUCT SPECS

BOARD

- AVAILABLE FOR CUSTOM LAYUP
- *Contact Sales Rep for more information and core options.

HPL/SKINS

- SHEET SIZE: 4' x 10'
- THICKNESS: 0.9mm

EDGEBAND

- ROLL LENGTH: 328'
- THICKNESS: 1mm
- WIDTH: 23mm, 43mm, 65mm
- BANDING TYPE: ABS

DOORS

- AVAILABLE IN 3 STYLES:
- 5PC, 3PC, Slab
- *5PC options also include: Prep for Glass & Glass Inserts



TRUMATTE & VELVET MATTE

StyleLite materials are all acrylic PMMA capped ABS, giving it high resistance to chipping and cracking and the malleability to be thermally formed. TruMatte and Velvet Matte offers a soft touch and anti-fingerprint matte finish.

StyleLite®

ARCTIC TRUMATTE	ALABASTER TRUMATTE	SHELL TRUMATTE	RIGA BIRCH VELVET MATTE
DOVE TRUMATTE	ASH TRUMATTE	CALACATTA MARBLE VELVET MATTE	LAVATO OAK VELVET MATTE
MOUNTAIN TRUMATTE	RAINFOREST TRUMATTE	TRAVERTINE CROSSCUT VELVET MATTE	TRAVERTINE VEINCUT VELVET MATTE
SLATE TRUMATTE	CHARCOAL TRUMATTE	WIRED MERCURY VELVET MATTE	SIENNA TEAK VELVET MATTE
OCEANIC TRUMATTE	CARBON TRUMATTE	GRAPHITE TRUMATTE	CARBON VELVET MATTE

*The colors shown are depictions only and are likely to vary from actual colors. Color selection should be made based on viewing physical samples.

PRODUCT SPECS



BOARD

-TRUMATTE SHEET SIZE:
Nominal
1/4" x 4' x 8' (limited colors)
3/4" x 4' x 8'
3/4" x 4' x 10' (limited colors)

-VELVET MATTE SHEET SIZE:
Nominal 3/4" x 4' x 8'

-2 Sided; Thermoformable;
Identical SHAB on both faces



SHAB/SKIN

-SHEET SIZE:
4' x 8'
4' x 10'

-THICKNESS:
1mm

-Thermoformable



EDGE BAND

-ROLL LENGTH:
328'

-THICKNESS:
1mm (ABS)

-WIDTH:
15/16"

-Pre-primed and non-laser



DOORS

-AVAILABLE IN 3 STYLES:

5PC 3PC Slab

*5PC options also include:
Prep for Glass & Glass Inserts

MEISTER

Meister by Merino is a selection of on-trend colors that are highly requested. This curated selection is primarily available in a Matte UV lacquered finish, with a bright Solar White in a high gloss UV Finish. Merino's PU+ Technology improves the ability to cut and drill without chipping. This technology is exclusive to Merino products. During manufacturing, a polyurethane film goes down first, and then three layers of Polyacrylic coating go down to ensure the maximum matte effect. It is durable, antibacterial, hygienic, and resistant to scratches.



gloss only SOLAR WHITE 25391	CHALKY WHITE	PASTRY WHITE	HARBOR GREY
BLAZE GREY	UMBER	FOSSIL GREY	ANCHOR GREY
CRATER BLUE	CHARCOAL		

*The colors shown are depictions only and are likely to vary from actual colors. Color selection should be made based on viewing physical samples.



PRODUCT SPECS



BOARD

-SHEET SIZE:
4' x 9'

-THICKNESS:
18mm
8mm

-2 SIDED



HPL/SKINS

-SHEET SIZE:
4' x 10'

-THICKNESS:
0.9mm



EDGE BAND

-ROLL LENGTH:
328'

-THICKNESS:
1mm

-WIDTH:
23mm, 43mm, 65mm



DOORS

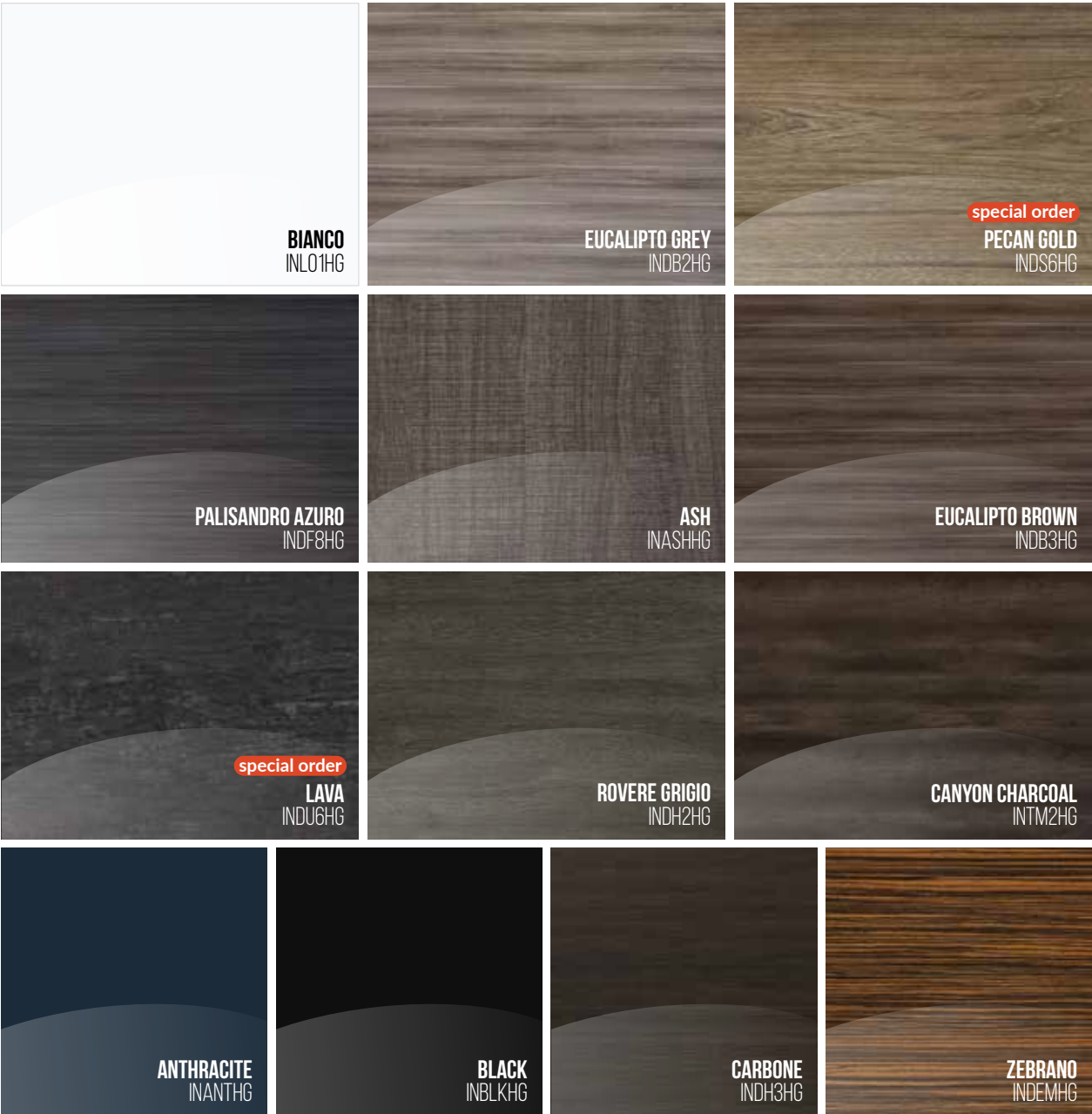
-AVAILABLE IN 3 STYLES:

5PC 3PC Slab

*5PC options also include:
Prep for Glass & Glass Inserts

INNOLAC

UV lacquered high gloss panels by Salt offer deep color and a 9-hour water-resistant HydroCore. These panels are available 2-sided or 1-sided with a matching backer—an imported product from Italy.



*The colors shown are depictions only and are likely to vary from actual colors. Color selection should be made based on viewing physical samples.

PRODUCT SPECS



- SHEET SIZE: 48" x 110-1/4"
- THICKNESS: 19mm (3/4")
- CARB2, 9HR Water Resistant MDF Core
- Anthracite (1-sided only)
- Pecan Gold & Lava (2-sided only)
- Other colors available 1 or 2 sided



UNAVAILABLE



- ROLL LENGTH: 328'
- THICKNESS: 1mm (ABS)
- WIDTH: 23mm, 43mm, 65mm



-AVAILABLE IN 2 STYLES:



TRUGLOSS

StyleLite materials are all acrylic PMMA capped ABS, giving it high resistance to chipping and cracking and the malleability to be thermally formed. TruGloss by StyleLite offers superior depth, shine, smoothness, and a high moisture-resistant core.



*The colors shown are depictions only and are likely to vary from actual colors. Color selection should be made based on viewing physical samples.

PRODUCT SPECS



- SHEET SIZE: Nominal 1/4" x 4' x 8' (limited colors) 3/4" x 4' x 8' 3/4" x 4' x 10' (limited colors)
- 2 Sided; Thermoformable; High moisture resistant core; Identical SHAB on both faces



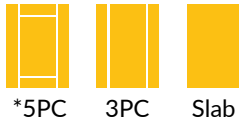
- SHEET SIZE: 4' x 8' 4' x 10'
- THICKNESS: 1mm
- Thermoformable



- ROLL LENGTH: 328'
- THICKNESS: 1mm (ABS)
- WIDTH: 15/16"
- Pre-primed and non-laser




-AVAILABLE IN 3 STYLES:



*5PC options also include: Prep for Glass & Glass Inserts

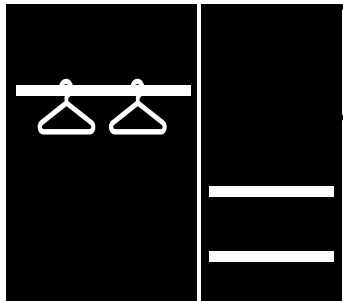


Why feel limited to the same patterns you have seen for years with no texture? Your customers deserve better when you do not need coordinating materials. Peterman Lumber carries over 200+ decorative surfaces that offer a consistent and reliable option for cabinetry and closets rated for residential and commercial applications.



CABINETRY

Including both longstanding patterns as well as new patterns and colorations based on customer requests Peterman has put together a selection of over 110 patterns organized by texture coordinated material options are not needed for a project.



CLOSETS

Plenty of options for modern with the widest selection of 10 foot thermally fused laminate and high pressure laminate that reach from floor to ceiling without any seams.



CLASSIC SUEDE (CS)

Apart of our Peterman Stocked Melamines Program our Classic Suede (CS) collection is made up of classic smooth non-textured melamine boards with printed wood patterns ranging from natural to stained wood tones. These boards have the advantages of semi-gloss finish with a smooth slightly stippled surface.

 GLACIER WHITE	 WHITE	 ALPINE WHITE
 ANTIQUE WHITE	 CUSTOM GREY	 FOLKSTONE GREY
 SILVER FROST	 FOG GREY	 DRIFTWOOD
 *PERFECT MATCH FOR MEGA PRO DRAWER SYSTEM BY PRIDE INDUSTIRIAL ORION GREY	 STORM GREY	 MIDNIGHT MIST
 CHARCOAL GREY		 BLACK

*The colors shown are depictions only and are likely to vary from actual colors. Color selection should be made based on viewing physical samples.



Scan to visit our website for more information on our Stocked Melamines



 ALMOND	 NATURAL ALMOND	 PUMICE
 HARD ROCK MAPLE	 PLANETREE MAPLE	 MACCHIATO
 PEARWOOD	 WILD CHERRY	 BLOOMING CHERRY
 RED ROSEWOOD	 JUNE MAHOGANY	 AFRICAN WALNUT
 CORDOBA PINE	 PALAZZO	 CHARCOAL CHERRY
 STOUT WALNUT	 CHOCOLATE APPLE	 BROWN PEARWOOD

*The colors shown are depictions only and are likely to vary from actual colors. Color selection should be made based on viewing physical samples.

EMBOSSSED IN REGISTRATION (EIR)

True realistic wood patterns that offer registered embossed textures that match the printed grain. Your fingers feel what the eyes see, just like in nature. This gives a wide variety of modern and traditional colors that are prefinished and ready to go.



*The colors shown are depictions only and are likely to vary from actual colors. Color selection should be made based on viewing physical samples.



Scan to visit our website for more information on our Stocked Melamines



*The colors shown are depictions only and are likely to vary from actual colors. Color selection should be made based on viewing physical samples.

LINEAR WOOD
TEXTURED (LWT)

These on-trend woodgrain patterns feature a bolder linear embossed texture with a semigloss sheen for a more streamlined contemporary look.

OXFORD WHITE	ANTIki	DOREDOS COTTAGE PINE	CREMA
PEARL WHITE ARTIKA	PEARL WHITE RAIN	MORNING FOG	LOVE LETTERS
CUSTOM GREY	WHITE ZEBRINE	WEDDING CAKE	ROCK OAK
GREGIO PINE	GREY ECHO	TEAK	ABSOLUTE ACAJOU
CELTIC SAND OAK	DUBLIN MONT ELM	GRUNEY MOCA WALNUT	DERWENT MOCA WALNUT
LAUREL OAK WIND	OYSTER PINE	DARK ELM	BLACK SAPELE
STORM GREY	GRIGIO NOTTE	BLACK ARTIKA	BLACK RAIN

*The colors shown are depictions only and are likely to vary from actual colors. Color selection should be made based on viewing physical samples.



Scan to visit our website
for more information on
our Stocked Melamines



PEACH SAPELE	NATURAL ELM	WEATHERED TEAK	GLASTON WALNUT
NATURAL RUSTIK	MEDITATION ELM	SHADOW TEAK	MAGAS WALNUT BRONZE
NATURAL TEAK	LAUREL OAK WHIRL	CANNELLA RUSTIK	ARIZONA CYPRESS
LAUREL OAK WAVE	RICHMOND CHERRY	SAND PINE	CARMELO MIST
CARMEL CHERRY	DARK TEAK	A GOOD BOOK	
WALNUT GROVE	DARK NOCE	TAKASE TEAK	
DRIFT LOUD	CORDOBA PINE	DAHAT TEAK	

*The colors shown are depictions only and are likely to vary from actual colors. Color selection should be made based on viewing physical samples.

STOCKED MELAMINES

Please contact your Sales Rep for more information on availability.

CLASSIC SUEDE - CS EMBOSSED IN REGISTRATION - EIR LINEAR WOOD TEXTURE - LWT

MEDIUM DENSITY FIBREBOARD - MDF | PARTICLE BOARD - PB

COLOR NAME	COLOR CODE	4' X 8'					4' X 10'	
		1/4"	1/2"	5/8"	3/4"	1"	1/2"	3/4"
AFRICAN WALNUT (CS)	-	MDF	-	-	PB	-	-	-
ALMOND (CS)	S204	MDF	-	-	PB	-	-	-
ALPINE WHITE (CS)	WD321	-	-	-	PB	-	-	-
ANTIQUE WHITE (CS)	W103	MDF	-	-	MDF/PB	-	PB	PB
BLACK (CS)	S203	MDF	PB	-	MDF/PB	PB	PB	PB
BLOOMING CHERRY (CS)	-	MDF	-	-	PB	-	-	-
BROWN PEARWOOD (CS)	W340	MDF	-	-	PB	-	PB	PB
CHARCOAL CHERRY (CS)	WD329	-	-	-	PB	-	-	-
CHARCOAL GREY (CS)	S200	MDF	-	-	PB	-	-	-
CHOCOLATE APPLE (CS)	-	MDF	-	-	PB	-	-	-
COOKIES & CREAM (CS)	P720	MDF	-	-	PB	-	PB	PB
CORDOBA PINE (CS)	WD324	-	-	-	PB	-	-	-
CUSTOM GREY (CS)	W548	MDF	-	PB	PB	-	PB	PB
DRIFTWOOD (CS)	WD331	MDF	-	-	PB	-	-	-
FOG GREY (CS)	S202	MDF	PB	PB	PB	-	PB	PB
FOLKSTONE GREY (CS)	S201	MDF	PB	PB	PB	PB	-	-
GALAXY WHITE (CS)		MDF	MDF	MDF/PB	MDF/PB	MDF/PB	-	PB
GLACIER WHITE (CS)	PW1303	MDF	-	-	PB	-	-	-
HARD ROCK MAPLE (CS)	-	MDF	PB	PB	PB	-	PB	PB
JUNE MAHOGANY (CS)	-	MDF	-	-	PB	-	-	-
MACCHIATO (CS)	W59B	MDF	-	-	PB	-	PB	PB
MIDNIGHT MIST (CS)	WD322	-	-	-	PB	-	-	-
NATURAL ALMOND (CS)	S400	MDF	-	-	PB	-	PB	PB
ORION GREY (CS)	S208	MDF	-	PB	PB	-	-	-
PALAZZO (CS)	W24B	MDF	-	-	PB	-	PB	PB
PEARWOOD (CS)	-	-	-	-	PB	-	-	-
PLANETREE MAPLE (CS)	W195	MDF	-	-	PB	-	PB	PB
PUMICE (CS)	-	MDF	-	PB	PB	-	-	-
RED ROSEWOOD (CS)	-	MDF	-	-	PB	-	-	-
SILVER FROST (CS)	S205	MDF	-	-	PB	-	PB	PB
STORM GREY (CS)	S565	MDF	-	-	PB	-	PB	PB
STOUT WALNUT (CS)	W40D	MDF	-	-	PB	-	PB	PB
WILD CHERRY (CS)	WD305	MDF	-	-	PB	-	-	-
ALLARIA (EIR)	L36	MDF	-	-	PB	-	-	-
BLACK WALNUT (EIR)	-	MDF	-	-	PB	-	-	-
BLEACHED BLACKWOOD (EIR)	-	MDF	-	-	PB	-	-	-
BUTTERNUT (EIR)	-	MDF	-	-	PB	-	-	-
COASTAL (EIR)	L38	MDF	-	-	PB	-	-	-
EBONY OAK (EIR)	-	MDF	-	-	PB	-	-	-
ENGLISH WALNUT (EIR)	-	MDF	-	-	PB	-	-	-
EVENING NOTTE (EIR)	L30	MDF	-	-	PB	-	-	-
GREYWASHED ASH (EIR)	-	MDF	-	-	PB	-	-	-
JASPER (EIR)	L34	MDF	-	-	PB	-	-	-
KIRSCH (EIR)	L35	MDF	-	-	PB	-	-	-
LAUREL (EIR)	L37	MDF	-	-	PB	-	-	-
MIDNIGHT RUN (EIR)	L39	MDF	-	-	PB	-	-	-
NATURAL ASH (EIR)	-	MDF	-	-	PB	-	-	-
NATURAL MARRONE (EIR)	L29	MDF	-	-	PB	-	-	-
PEPPERWOOD (EIR)	-	MDF	-	-	PB	-	-	-
SEPIA WALNUT (EIR)	L40	MDF	-	-	PB	-	-	-
SEROTINA (EIR)	L33	MDF	-	-	PB	-	-	-
TIMELESS (EIR)	L41	MDF	-	-	PB	-	-	-
WHITE NEBBIA (EIR)	L31	MDF	-	-	PB	-	-	-
WHITWASHED ASH (EIR)	-	MDF	-	-	PB	-	-	-



Scan to visit our website for more information on our Stocked Melamines


COLOR NAME	COLOR CODE	4' X 8'					4' X 10'	
		1/4"	1/2"	5/8"	3/4"	1"	1/2"	3/4"
A GOOD BOOK (LWT)	WW120	MDF	-	-	-	-	-	PB
ABSOLUTE ACAJOU (LWT)	W150	MDF	-	-	-	-	-	PB
ANTIKA (LWT)	-	MDF	-	-	PB	-	-	-
ARIZONA CYPRESS (LWT)	W53	MDF	-	-	PB	-	-	-
BLACK ARTIKA (LWT)	174 ARTIKA	MDF	-	-	PB	-	-	PB
BLACK RAIN (LWT)	174 RAIN	MDF	-	-	PB	-	-	-
BLACK SAPELE (LWT)	-	MDF	-	-	PB	-	-	-
CANNELLA RUSTIK (LWT)	G87	MDF	-	-	PB	-	-	-
CARMEL CHERRY (LWT)	GT9	MDF	-	-	PB	-	-	-
CARMELO MIST (LWT)	G91	MDF	-	-	PB	-	-	-
CELTIC SAND OAK (LWT)	14012	MDF	-	-	PB	-	-	-
CREMA (LWT)	W47B	MDF	-	-	-	-	-	PB
CUSTOM GREY (LWT)	W548	MDF	-	-	-	-	-	PB
DAHAT TEAK (LWT)	W64	MDF	-	-	PB	-	-	-
DARK ELM (LWT)	576	MDF	-	-	PB	-	-	-
DARK NOCE (LWT)	G90	MDF	-	-	PB	-	-	-
DARK TEAK (LWT)	-	MDF	-	-	PB	-	-	-
DERWENT MOCA WALNUT (LWT)	14015	MDF	-	-	PB	-	-	-
DOREDOS COTTAGE PINE (LWT)	14613	MDF	-	-	PB	-	-	-
DRIFT LOUD (LWT)	G92	MDF	-	-	PB	-	-	-
DUBLIN MONT ELM (LWT)	14019	MDF	-	-	PB	-	-	-
GLASTON WALNUT (LWT)	14661	MDF	-	-	PB	-	-	-
GREGIO PINE (LWT)	W29	MDF	-	-	PB	-	-	-
GREY ECHO (LWT)	589	MDF	-	-	PB	-	-	-
GRIGIO NOTTE (LWT)	G86	MDF	-	-	PB	-	-	-
GRUNEY MOCA WALNUT (LWT)	14014	MDF	-	-	PB	-	-	-
LAUREL OAK WAVE (LWT)	14643	MDF	-	-	PB	-	-	-
LAUREL OAK WHIRL (LWT)	14644	MDF	-	-	PB	-	-	-
LAUREL OAK WIND (LWT)	14641	MDF	-	-	PB	-	-	-
LOVE LETTERS (LWT)	AW300	MDF	-	-	-	-	-	PB
MAGAS WALNUT BRONZE (LWT)	10510	MDF	-	-	PB	-	-	-
MEDITATION ELM (LWT)	W225	MDF	-	-	-	-	-	PB
MORNING FOG (LWT)	596	MDF	-	-	PB	-	-	-
NATURAL ELM (LWT)	574	MDF	-	-	PB	-	-	-
NATURAL RUSTIK (LWT)	G88	MDF	-	-	PB	-	-	-
NATURAL TEAK (LWT)	GT7	MDF	-	-	PB	-	-	-
OXFORD WHITE (LWT)	S411	MDF	-	-	-	-	-	PB
OYSTER PINE (LWT)	-	MDF	-	-	PB	-	-	-
PEACH SAPELE (LWT)	-	MDF	-	-	PB	-	-	-
PEARL WHITE (LWT)	43 ARTIKA	MDF	-	-	PB	-	-	-
PEARL WHITE (LWT)	43 RAIN	MDF	-	-	PB	-	-	-
RICHMOND CHERRY (LWT)	W51	MDF	-	-	PB	-	-	-
ROCK OAK (LWT)	-	MDF	-	-	PB	-	-	-
SAND PINE (LWT)	-	MDF	-	-	PB	-	-	-
SHADOW TEAK (LWT)	GT6	MDF	-	-	PB	-	-	-
STORM GREY (LWT)	S565	MDF	-	-	-	-	-	PB
TAKASE TEAK (LWT)	529	MDF	-	-	PB	-	-	-
TEAK (LWT)	TEAK	MDF	-	-	PB	-	-	-
WALNUT GROVE (LWT)	W148	MDF	-	-	-	-	-	PB
WEATHERED TEAK (LWT)	GT8	MDF	-	-	PB	-	-	-
WEDDING CAKE (LWT)	W369	MDF	-	-	-	-	-	PB
WHITE ZEBRINE (LWT)	G85	MDF	-	-	PB	-	-	-
WITCHCRAFT (LWT)	W292	MDF	-	-	-	-	-	PB

CLASSIC SUEDE - CS EMBOSSED IN REGISTRATION - EIR LINEAR WOOD TEXTURE - LWT

MEDIUM DENSITY FIBREBOARD - MDF | PARTICLE BOARD - PB

COMMODITIES & COMPACT

Peterman offers various sizes and thicknesses available in commodity white and black in laminate and compact options. Laminate is also available in gloss with a peel coat.



*The colors shown are depictions only and are likely to vary from actual colors. Color selection should be made based on viewing physical samples.



PRODUCT SPECS

COMPACT

- SHEET SIZE: 5' x 12'
- THICKNESS: 19mm (3/4")
- COMPACT: Various sizes made to order.

HPL/SKINS

- SHEET SIZE: 0.7mm x 4' x 8' (Matte)
0.9mm x 4' x 8' (Gloss & Matte)
0.9mm x 4' x 10' (Gloss & Matte)
0.9mm x 5' x 12' (Matte)

EDGEBAND

- ROLL LENGTH: 328'
- THICKNESS: 1mm
- WIDTH: 23mm
- BANDING TYPE: ABS

DOORS

-UNAVAILABLE

METALAM

Metalam Laminates combine the durability of metal with the versatility of laminates. It's designed for vertical interior or ceiling applications to add unique accents, moods, and highlights. These laminates feature a real metal foil with a kraft paper and resin core layer. This results in a real metallic surface that can be fabricated like other laminates.



*The colors shown are depictions only and are likely to vary from actual colors. Color selection should be made based on viewing physical samples.



PRODUCT SPECS

BOARD

- AVAILABLE FOR CUSTOM LAYUP
- *Contact Sales Rep for more information and core options.

HPL/SKINS

- SHEET SIZE: 4' x 10'
- THICKNESS: 0.9mm
- Metal phenolic back

EDGEBAND

-UNAVAILABLE

DOORS

-UNAVAILABLE AS THIS IS A TRUE METAL PRODUCT.

Peterman is a Full Stocking Distributor of all Nevamar laminate products in California & Nevada. Give us a call to learn more and see samples today. With our own HPL panel press, we can offer a wide variety of in-stock and special-order patterns of most major laminate brands layed-up to your specifications as custom panels.



STOCKED SIZES:

- Post: 4' x 8', 5' x 12'
- Vertical: 4' x 8'
- Able to special order other sizes

FINISHES

- Textured ARP (T)
- Velvet (VE)
- Suede (SD)

SPECIAL FINISHES
(upcharge)

- Aegis (AS)
- Ashwood (AW)
- Crystal (CR)
- Gloss with Peelcoat (GL)
- Granite (GR)
- Soft Leather (LR)
- LineZ (LZ)
- Medium Gloss (MG)
- Polished Velvet (PV)
- Super Matte (SM)
- Stonex (SX)
- Wood Essence (WE)

PREMIUM FINISHES
(upcharge)

- Aged Bark (AB)
- Barn Board (BB)
- Evolution (EV)
- Fineline (FL)
- Groovy (GV)
- Hex (HX)
- Ironwood (IW)
- Metalz (MZ)
- Natural Wood (NW)
- Natural Stone (NS)
- Slate (SL)
- Timberline (TL)
- Tactile Weave (TW)



Scan here to view more info on Nevamar from the Peterman website.

LIST OF COLORS

Adaptable Muse	Cocoa Bean	House Rock	Penny lane	Sunbeam
Aged Elements	Cognac Birdseye	Hybrid Slate	Phantom Gray Matrix	Sunken Treasure
Almond	Cool Chic	Iconic Maple	Pink Lemonade	Sunray
Aluminite	Copper Fusion 2	Illustrious Maple	Kinetic	Tangerine Mini Raffia
Amber Pearwood	Cordial Gray	Ivory Essence	Planetree Maple	Tangier Anigre
Antique White	Crema	Jet Black	Platinum Gray	Tawny Stainwood
Antoccino	Crème Tranquility	Jute	Porcelain	Tea Stain Spun Yarn
Aqua Lagoon	Crest Mahogany	Kendo	Precision White	Tendu
Aqua Mini Raffia	Crown Cherry	Kentucky Kraftwood	Pumice Pietra	Topaz Khayawood
Babbling Brook	Cutting Edge	Kindred Spirit	Pure Spun Yarn	Tranquility
Bailey	Decadent Allusion	Kona Blend	Rare Earth Slate	Tropical Allusion
Basic	Deep Blue	Kool Kiwi	Raven	Turquoise Kinetic
Basic Black Hautelink	Dove Gray	Kopi Susu	Recon Oak	Tyrian Purple
Beige	Dragonfly	Legendary Teak	Red Dragon Bamboo	Umber Tempera
Beige Renaissance	Dry Creek Plum Tree	Liberty Red	Red Hot Allusion	Untold Journey
Bethany Beige	Easy Elegance	Limeade	Regency Mahogany	Urban Garden
Birch Matrix	Ecru	Lino Frieze	Regimental Blue	Urban Life
Black	Edenwood	Luminary Teak	Roaring Wind	Valencia Teak
Black Lodestone	Eiskaffe	Lunaria Shadow	Rollin Rock	Validate We Do
Black Pearl	Endless Journey	Macchiato	Royal Mahogany	Vanilla Bean
Blissful Path II	English Lace	Madura Gold Granite	Rugged Trail	Vantage Point Walnut
Blossom Cherry	Extreme Green Bamboo	Maize Shibori	Rush	Varnish
Blue Lunaria	Fiji	Mallow White	Rustic Quartered Oak	Venerable Old Oak
Blue Shimmer Hautelink	Fine Sycamore	Manhattan Glamour	Sandcastle	Verdicts In
Blushing Pink	Fossil Gray	Manhattan Gleam	Sandpiper	Vermont Maple
Bohemian Edge	Foundry	Manhattan Glitz	Santa Rosa Plum Tree	Veta Shadows
Bone White	Frappe	Marigold Fields	Scandia Maple	Veto Proof
Botanical Allusion	French Blue Matrix	Maritime Gray	Serene Stardom	Violine
Brave Spirit	Fresh Papaya	Marocchino	Shibui Woodprint	Visable Vava
Breve	Galao	Marrakesh Express	Sienna Essence	Vision Vava
Burgundy	Galloway Burl	Mazagan	Silver Alu MetalX	Vous Fawn
Café Allusion	Garden Mist	Meditation Elm	Silver Dollar	Vous Metal
Café Sienna	Giant Grey Bamboo	Mid-Mod Walnut	Silver Wings	Vous Serene
Calcutta Marble	Glistening Trail	Miesian	Silverline Hautelink	Vous Tempest
Calm Distinction	Gold Mini Raffia	Mikado Woodprint	Simplicity	Wall Street Allusion
Caluna Cherry	Golden Allusion	Modern Edge	Siren Maple	Washington Apple
Calypso	Golden Anigre	Natural Bamboo	Smoky White	Weathered Storm
Canyon Fissure	Golden Ash	Natural Beige	Soft Island Breeze	Whispering Wind
Carajillo	Golden Years	Navy Matrix II	Solid White	White Essence
Caramel Sagawood	Grand Isle Maple	Neutra	Sovereign Cherry	White Kinetic
Caribbean Blue	Graphite Blue	Neutra Matrix	Spa White	White Phantasy
Carmen Red	Gray Kinetic	Neutral Gray	Spicy Flavors	Wild Oats Matrix
Casa Piedra	Gray Matrix	Ochre Tempera	Stainless MetalX	Winter Gray Matrix
Chai	Gray Tranquility	Outer Limits	Stepping Stone	Woodstock Granite
Chalk White	Green Matrix II	Painted Woodlands	Storm Grey Matrix	Woodvine
Champagne Sagawood	Greige Matrix	Palazzo	Stout Walnut	Wrought Iron
Charcoal Essence	Gunmetal	Papier Au Lait	Straightaway Oak	Xanadu Blue Bamboo
Charcoal Fusion	Harmony Glow	Paris White Potteryware	Straw matrix	Yunnan
Charcoal Matrix	Harmony Mint	Passionfruit	String	Zebrano White
Cinder Gray Matrix	Herbal Allusion	Passionfruit	Studio Gray	Zulu
Classic Rock	Honey Maple	Patriot Blue	Studio White Matrix	
Clear Maple	Honey Plantain	Pear Green	Summer Night Glow	

Peterman is the EXCLUSIVE full-stocking distributor of all Pionite laminate products in Nevada. Give us a call to learn more and see samples today. With our own HPL panel press, we offer a wide variety of in-stock and special-order patterns of most major laminate brands layed-up to your specifications as custom panels.



STOCKED SIZES:

- Post: 4' x 8', 5' x 12'
- Vertical: 4' x 8'
- Able to special order other sizes

FINISHES

- Textured ARP (T)
- Velvet (VE)
- Suede (SD)

SPECIAL FINISHES (upcharge)

- Aegis (AS)
- Ashwood (AW)
- Crystal (CR)
- Gloss with Peelcoat (GL)
- Granite (GR)
- Soft Leather (LR)
- LineZ (LZ)
- Medium Gloss (MG)
- Polished Velvet (PV)
- Super Matte (SM)
- Stonex (SX)
- Wood Essence (WE)

PREMIUM FINISHES (upcharge)

- Aged Bark (AB)
- Barn Board (BB)
- Evolution (EV)
- Fineline (FL)
- Groovy (GV)
- Hex (HX)
- Ironwood (IW)
- Metalz (MZ)
- Natural Wood (NW)
- Natural Stone (NS)
- Slate (SL)
- Timberline (TL)
- Tactile Weave (TW)



Scan here to view more info on Pionite from the Peterman website.

LIST OF COLORS

A Good Book	Crescent Portico	Leave Likatre	Royal Blue	White
Abraham	Cressida	Licorice Stick	Royal Burgundy	White Elm
Absolute Acajou	Crisscross	Limestone	Sable	White Fiesta
Afternoon Nap	Cubicle Papel	Little Black Dress	Sage Coral	White Spektrum
Afternoon Showers	Daydreaming	Looks Likatre	Seems Likatre	Windsor Elm
Agatha	Dining by Candlelight	Louise	Sequoia Mica	Winter White
Aimtoo Savatre	Dolphin Gray	Love Letters	Shaker Cherry	Wisconsin Oak
Almond	Earl Grey Sorbet	Luminescent Silk	Sherwood Oak	Witchcraft
Amber Curly Maple	Eggshell White	Lunar Legno	Shetland Tweed	Yorkshire Cherry
America's Pastime	Estella	Macadamia Nut	Shooting Star	Yorkshire Tweed
Angel White	Faded Memories	Man on the Moon	Silvio	Zen
Anigre	Fine Oak	Manila Linen	Sipping Seattle Java	
Appears Likatre	First Kiss	Mellow Marron	Slate	
Arctic Flash	First N Main	Mercury	Slate Imperiale	
Argyle Socks	Folkstone Gray	Meteoric Metallo	Marble	
Argyle Sweater	Formal Mahogany	Millwork Cherry	Sleeping In	
Ascot Elm	Forsythia	Mineral Talc	Smooth Paddlin	
Ash Gray	Frederick	Mocha Almond Fudge	S'mores	
Backwoods Sycamore	French Blue	Molten Lava	Soothing Pebble	
Bankers Gray	Fresh Cut Grass	Moon Dust	Beach	
Beachcomber	Galactic Dust	Moonlighting Papel	Soothing Sea Mist	
Beau-Tie	Game Keepers Tweed	Moss Gray	Soothing White Caps	
Beige Linen	Gentleman's Tweed	Mud Pie	Spice Walnut	
Belle's Bow	Gingersnap	Navajo Red	Springtime	
Bernard	Gold Pannin	Navy Blue	Stargazing	
Bittersweet	Grandiose Grid	Negotiating in Geneva	Stonedust	
Black	Graphite Spektrum	Nimbus White	Storm Gray	
Black Forest Cake	Graphite Talc	Nubian Brown	Sugar Maple II	
Blueberry Hill	Graveyard of the Atlantic	Oatmeal Cookie	Sugar Pie	
Bridal Blanco	Greige	Oiled Cherry	Summer Vacation	
Butter Toffee	Gridlock in L.A.	Old Friend	Sunset	
Cake Batter	Gunstock Savoy Walnut	Olive Organix	Surfin' USA	
Caprise	Happy Hour	Opti Gray	Sweet 16	
Cardamom Fiber	Hardrock Maple	Opto Printatre	Tailgating	
Carnation White	Harold	Ornate Oak	Tailor-Made	
Catching Fireflies	Hazel	Passin Through	Taj Teak	
Cavalcade South	Head Over Heels	Peach Cobbler	Taupe	
Celery Fiber	Hearth Oak	Peanut Brittle	Tea Party in Boston	
Chalk Imperiale Marble	Hedgerow	Pearl Gray Petra	Theodore	
Charcoal Chromatix	Honey Maple	Pearl of the Orient	Thunderstorm	
Chocolate Malt	House of Chevron	Pearwood	Tiramisu	
Cinder Gray Concrete	Hugo Gray	Pepperdust	Toasted Coconut	
Cinnamon Noce	Ice Fishin'	Picnic in the Park	Travelin Light	
City of Lights	Ice White	Polar Cap	Trytoo Savatre	
Clear Ash	IL Palio Papel	Pralines & Cream	Tutti Frutti	
Coastal Cottage	In the Trenches	Primary Red	Upland Stone	
Comeback Camel	Indigo Blue	Primary Yellow	Vana	
Connected Cubes	Ingot Gray	Pumice	Vanilla Fiber	
Cookies & Cream	It's a Wrap	Pyrenees Marble	Victorian Cherry	
Cool Autumn Night	Jewel Mahogany	Rice Lake	Viola	
Coriander Fiber	Jumping in Puddles	Rock Around the Clock II	Viridescent Silk	
Cornwall	Kingsley	Rock of Ages	Walnut Grove	
Crackle Crunch	Kingsley	Rocky Mountain High	Wedding Cake	
Cradle of Liberty	Knickerbocker	Rose Granite	Wheat Fiber	

PANOLAM TFL

This hand-selected line, coordinated with our partner Specialty Laminates aims to solve significant issues by offering this as a complete package stocking board, banding, HPL, and offering finished cabinet doors in 5 different styles. Thermally Fused Laminates are a durable, low-maintenance product used in many areas, including office furniture, closet system components, store fixtures, and cabinets. It is also appropriate for healthcare, hospitality, commercial, and retail settings.

CREMA	CUSTOM GREY	OXFORD WHITE	ANTIQUE WHITE
LOVE LETTERS	WEDDING CAKE	PLANETREE MAPLE	NATURAL ALMOND
NEGOTIATING IN GENEVA	FOG GREY	HARDROCK MAPLE	MEDITATION ELM
COOKIES AND CREAM	ABSOLUTE ACAJOU	MACCHIATO	A GOOD BOOK
STORM GREY	PALAZZO	STOUT WALNUT	WALNUT GROVE
BLACK	WITCHCRAFT	BROWN PEARWOOD	

The colors shown are depictions only and are likely to vary from actual colors. Color selection should be made based on viewing physical samples.

PRODUCT SPECS

BOARD

SHEET SIZE:
4' x 8'
4' x 10'
-THICKNESS:
1/4", 1/2", 5/8", 3/4"

HPL/SKINS

-SHEET SIZE:
5' x 12'

EDGE BAND

-ROLL LENGTH: 300'
-THICKNESS: 1mm
-WIDTH:
15/16"
-BANDING TYPE: PVC

DOORS

-AVAILABLE IN 3 STYLES:
5PC 3PC Slab

*5PC options also include:
Prep for Glass & Glass Inserts



Scan to visit our website and view our digital swatches.

NAME	COLOR	4x8				4x10			
		1/4"	1/2"	5/8"	3/4"	1/4"	1/2"	3/4"	
A GOOD BOOK (T)	WW120	MDF							PBC
ABSOLUTE ACAJOU (T)	W150	MDF							PBC
ANTIQUE WHITE (S)	W463	MDF			PBC		PBC	PBC	
BLACK (S)	S405	MDF	PBC	PBC	PBC		PBC	PBC	
BLACK (T)	S405	MDF							PBC
BROWN PEARWOOD (S)	W340	MDF			PBC		PBC	PBC	
COOKIES & CREAM (S)	P720	MDF			PBC		PBC	PBC	
CREMA (T)	W47B	MDF							PBC
CUSTOM GREY (S)	W548	MDF		PBC	PBC		PBC	PBC	
CUSTOM GREY (T)	W548	MDF							PBC
FOG GREY (S)	S551	MDF			PBC		PBC	PBC	
HARDROCK MAPLE (S)	W290	MDF	PBC	PBC	PBC		PBC	PBC	
LOVE LETTERS (T)	AW300	MDF							PBC
MACCHIATO (S)	W59B	MDF			PBC		PBC	PBC	
MEDITATION ELM (T)	W225	MDF							PBC
NATURAL ALMOND (S)	S402	MDF			PBC		PBC	PBC	

NAME	COLOR	4x8				4x10			
		1/4"	1/2"	5/8"	3/4"	1/4"	1/2"	3/4"	
NEGOTIATING IN GENEVA (S)	A60	MDF			PBC		PBC	PBC	
OXFORD WHITE (S)	S411	MDF	PBC	PBC	PBC		PBC	PBC	
OXFORD WHITE (T)	S411	MDF							PBC
PALAZZO (S)	W24B	MDF			PBC		PBC	PBC	
PLANETREE MAPLE (S)	W195	MDF			PBC		PBC	PBC	
STORM GREY (S)	S565	MDF			PBC		PBC	PBC	
STORM GREY (T)	S565	MDF							PBC
STOUT WALNUT (S)	W40D	MDF			PBC		PBC	PBC	
WALNUT GROVE (T)	W148	MDF							PBC
WEDDING CAKE (T)	W369	MDF							PBC
WITCHCRAFT (T)	W292	MDF							PBC



SM'ART

Cover from floor to ceiling without the seam with 10ft textured melamine that is perfect for closets and wall cladding. Beautifully designed and produced in Italy.



*The colors shown are depictions only and are likely to vary from actual colors. Color selection should be made based on viewing physical samples.

PRODUCT SPECS



-SHEET SIZE:
81-1/2" x 120"

-THICKNESS:
8mm (5/16")
19mm (3/4")

-CARB2 Hardwood
Particle Board



-SHEET SIZE:
60" x 120"

-THICKNESS:
0.7mm






-ROLL LENGTH:
328'

-THICKNESS:
1mm (ABS)

-WIDTH:
23mm, 43mm, 65mm



-AVAILABLE IN 3 STYLES:
  
5PC 3PC Slab

*5PC options also include:
Prep for Glass & Glass Inserts

FENIX

This is the next generation of laminate surfaces. Fenix earns the title super matte with its recognizable soft touch and unique ability to heal surface scratches thermally. Its durability is a product of the nanotechnology used on the surface of this material.



*The colors shown are depictions only and are likely to vary from actual colors. Color selection should be made based on viewing physical samples.

PRODUCT SPECS



-SHEET SIZE:
48" x 120"

-THICKNESS:
19mm (3/4")

-CARB2, HYDROCORE,
& 2-SIDED SUPER MATTE



-SHEET SIZE:
48" x 120"

-THICKNESS:
0.9mm






-ROLL LENGTH:
328'

-THICKNESS:
1mm (ABS)

-WIDTH:
23mm, 43mm, 65mm



-AVAILABLE IN 3 STYLES:
  
5PC 3PC Slab

*5PC options also include:
Prep for Glass & Glass Inserts

ARANIH

Aranih by Merino is our specially curated selection of textured wood grain laminates supported in our door and board program. Peterman offers high-quality custom-made cabinet doors along with matching floating shelves. This program is complemented with matching laminate and edgebanding to provide a complete program with elegant designs.



*The colors shown are depictions only and are likely to vary from actual colors. Color selection should be made based on viewing physical samples.

PRODUCT SPECS

BOARD

-AVAILABLE FOR CUSTOM LAYUP

*Contact Sales Rep for more information and core options.

HPL/SKINS

-SHEET SIZE: 4' x 10'

-THICKNESS: 0.9mm

EDGEBAND

-ROLL LENGTH: 328'

-THICKNESS: 1mm

-WIDTH: 23mm, 43mm, 65mm

-BANDING TYPE: ABS

DOORS

-AVAILABLE IN 3 STYLES:

5PC 3PC Slab

*5PC options also include: Prep for Glass & Glass Inserts

LUVIH

Luvih by Merino is our specially curated selection of ultra-tough super matte laminates supported in our door and board program. Luvih by Merino is 3x harder to scratch than the leading competitor. Peterman offers high-quality custom-made cabinet doors along with matching floating shelves. This program is complemented with matching laminate and edgebanding to provide a complete program with elegant designs.



*The colors shown are depictions only and are likely to vary from actual colors. Color selection should be made based on viewing physical samples.

PRODUCT SPECS

BOARD

-AVAILABLE FOR CUSTOM LAYUP

*Contact Sales Rep for more information and core options.

HPL/SKINS

-SHEET SIZE: 4' x 10'

-THICKNESS: 0.9mm

EDGEBAND

-ROLL LENGTH: 328'

-THICKNESS: 1mm

-WIDTH: 23mm, 43mm, 65mm

-BANDING TYPE: ABS

DOORS

-AVAILABLE IN 3 STYLES:

5PC 3PC Slab

*5PC options also include: Prep for Glass & Glass Inserts

METALLICS

StyleLite materials are all acrylic PMMA capped ABS, giving it high resistance to chipping and cracking and the malleability to be thermally formed. TruGloss Metallics by StyleLite offers superior depth, shine, smoothness, and high moisture resistance.



*The colors shown are depictions only and are likely to vary from actual colors. Color selection should be made based on viewing physical samples.

PRODUCT SPECS

This is a directional product. Sheets come with a directional peel coat for installation.

BOARD

- SHEET SIZE:
3/4" x 4' x 8'
1/4" x 4' x 8' (Limited colors)
- All colors have identical SHAB on both faces, except for Brilliant Pearl which has an Alabaster White TruGloss Backer

SHAB/SKIN

- SHEET SIZE:
4' x 8'
4' x 10'
- THICKNESS: 1mm
- Thermoformable

EDGE BAND

- ROLL LENGTH: 328'
- THICKNESS: 1mm
- WIDTH: 15/16"

DOORS

- AVAILABLE IN 3 STYLES:
- 5PC 3PC Slab
- *5PC options also include:
Prep for Glass & Glass Inserts

METALICA

Metalica by Salt International has a brushed PET surface in 5 realistic metal colors. The brushed texture makes metal reflective to light but removes the issues of working with real metal. This is an excellent option for commercial and residential applications.



*The colors shown are depictions only and are likely to vary from actual colors. Color selection should be made based on viewing physical samples.

PRODUCT SPECS

BOARD

- SHEET SIZE: 48" x 110"
- THICKNESS:
19mm (3/4")
- DOUBLE SIDED, MDF CARB2, PEEL COAT

HPL/SKINS

- SHEET SIZE: 48" x 120"
- THICKNESS:
1.2mm
- PHENOLIC BACK, PEEL COAT

EDGE BAND

- ROLL LENGTH: 328'
- THICKNESS:
1mm (ABS)
- WIDTH:
23mm, 43mm, 65mm

DOORS

- AVAILABLE IN 2 STYLES:
- Slab Prep for Glass/
Glass Insert



We are called Peterman Lumber, right? Come expecting to see some beautiful high-end Hardwoods and Softwoods. 2 things, in particular, separate Peterman Lumber from other lumber yards. The first is our lumber caters to interior grade or architectural applications, and the second is our will-call facilities are one of the very few that allow you to come & hand select your lumber — or have us hand pick per your specifications and deliver it directly to you.




PREMIUM PULLS

Peterman has specifications we request over the industry standard where we look for; clarity, widths, color, and specified defects (like figure or rustic grade) to help you achieve your desired look.



MILLWORK

With over 70 moulding profiles available and capabilities to make any shape you can imagine in any of our lumber selection, the possibilities are near limitless. We should be your first and favorite shop for stock and custom millwork.



VERTICAL GRAINS

Don't end up with a mixed bag of unusable grades. Peterman Lumber looks for more aesthetics than construction. Our vertical grains are export quality, have tighter growth rings, and are an attractive material to designers & builders alike.



HOW WE STOCK AND PRICE

At Peterman Lumber, we have a wide selection of specifications-driven hardwoods to achieve the look you are going after. Our stock is geared towards interior architectural applications, including cabinetry, furniture, doors, instruments, and other fine woodworking.

1. PREMIUM PULLS

Aesthetics outside of the grade Peterman Lumber specifies from our mills: clarity, wide widths, and specified defects.

2. COLOR PULLS

Where Peterman specifies limited allowable sapwood or heartwood to give you the color consistency you are looking for.

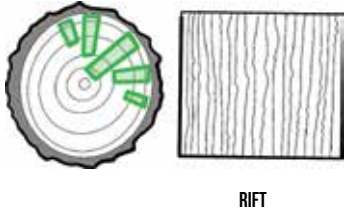
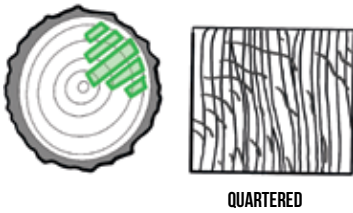
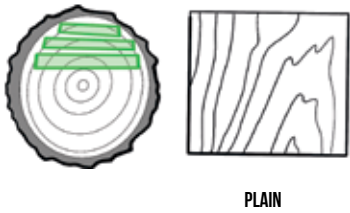
3. WIDE WIDTHS

Different species have different allowable widths. For wider-trunked species, we do have wide pulls available. Not all trees are created equal. See below:



4. CUT TYPES

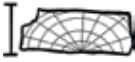

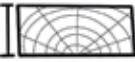

All cuts are plain sawn unless otherwise specified. Some species have vastly different grain patterns depending on how they are cut. See if your species has other cuts like Quartered or Rift.



5. GRADES

Depending on your use of the lumber, you may need to specify the grade. Common grades we have available are clear, rustic, or furniture grade. The more detail you can give our trained reps on your specific needs, the easier it will be for us to find you the correct grade you are looking for.

WE STOCK 3 *ways*

 ROUGH FROM THE MILL	 BLANKED *HIT OR MISS* CUT THAT REMOVES HIGH SPOTS WITHIN SPECIFIED SIZE.	 SURFACED NET SIZED TO BE THE EXACT SIZE.	 THICKNESS MULTIPLIER
3/4"	1 5/16"	FON/LV 25/32" PHX 13/16"	1.00
5/4"	1 3/16"	1"	1.25
6/4"	1 7/16"	1 1/4"	1.50
8/4"	1 15/16"	1 3/4"	2.00
10/4"	2 7/16"	2"	2.50
12/4"	2 15/16"	2 1/2"	3.00
16/4"	3 15/16"	3 1/2"	4.00

● TYPICALLY IN STOCK ● SPECIAL ORDER *SUBJECT TO AVAILABILITY

HOW WE CHARGE

Lumber is sold in the rough for no added charge. This is for our customers that want to use the organic characteristics of the lumber in their projects. We have milled options available so you can have a quality straight edge on your lumber. Milling service is charged at 10% of the total footage of the material, and we use our industrial-grade equipment to straight edge material for you. The advantage of having us do the straightening is that it is cut with minimal waste, and you can have an accurate straight edge to work off when using commercial-grade tools.

LARGE RUNS ARE MEASURED BY TALLY STICK AND YOUR PRICE IS CALCULATED BY THE BOARD FOOT FORMULA BELOW:
(You are paying for the volume of the lumber)

(

WIDTH IN INCHES

×

LENGTH IN FEET

×

THICKNESS MULTIPLIER

)

DIVIDED BY 12

*FOR STRAIGHT LINED AND SURFACED MATERIAL ADD 10%.

DOMESTIC HARDWOODS

Peterman Lumber is one of the only will-call facilities that let you select your lumber. We have great relationships with all of our domestic mills, and if we do not have it in stock can usually get a hold of it for you. All types of cuts are plain sawn unless specified.

- ALDER
Including: Premium Pull, Clear, Rustic, Furniture Grade
- ASH
- BASSWOOD
Including: Wide Pulls
- BIRCH RED
- BIRCH WHITE
- BIRCH NATURAL YELLOW
- CHERRY
Including: Premium Pulls, Color Pulls, Wide Pulls, Quartered, Rustic, FAS
- HICKORY
Including: Rustic, FAS
- HARD MAPLE
Including: Wide Pulls, Birdseye, Quartered, FAS
- SOFT MAPLE
Including: Wide Pulls, Curly, Paint Grade
- OAK RED
Including: Premium Pulls, Wide Pulls, Quartered, Rift, FAS
- OAK WHITE
Including: Premium Pulls, Wide Pulls, Quartered, Rift, Rustic
- WALNUT RUSTIC
- WALNUT QUARTER
- WALNUT



YOU CAN *specify*

- 1. Premium Pulls
- 2. Wide Widths
- 3. Cut type
- 4. Grade

TYPICAL LENGTHS

8-16FT
*Depends on Species
*Lengths need to be specified

TYPICAL THICKNESS

4/4 – 16/4



Scan here to view more details from our website.

IMPORTED HARDWOODS

All imported hardwoods are well-researched and comply with the LACEY Act to ensure the sustainability of our rain forests. All types of cuts are plain sawn unless specified.

- AFRICAN BLACK LIMBA
- AFROMOSIA (AFRICAN TEAK)
- ANIGRE
- BEECH – EURO STEAM
Including: Quartered
- BLOODWOOD
- BUBINGA (AFRICAN ROSEWOOD)
- CUMALA
- CUMARU (BRAZILIAN TEAK)
- GONCALO ALVES (TIGERWOOD)
- IPE (BRAZILIAN WALNUT)
- IROKO
- JATOBA (BRAZILIAN CHERRY)
- LACEWOOD
Quartered only
- MAHOGANY – AFRICAN
Including: Quartered
- MAHOGANY – GENUINE
- MAHOGANY - SANTOS
- MAKORE
Quartered Only
- MANSONIA
- MORADO (BOLIVIAN ROSEWOOD)
- PADAUK
- PURPLEHEART
- SAPELE RIBBON STRIPE
Quartered Only
- SPANISH CEDAR
- TEAK (GENUINE BURMESE)
Including: Quartered
- WALNUT (PERUVIAN)
Quartered Only
- WENGE
Including: Quartered
- YELLOWHEART
- ZEBRAWOOD
Quartered Only



YOU CAN *specify*

- 1. Premium Pulls
- 2. Wide Widths
- 3. Cut type
- 4. Grade

TYPICAL LENGTHS

8-16FT
*Depends on Species
*Lengths need to be specified

TYPICAL THICKNESS

4/4 – 16/4



Scan here to view more details from our website.

SOFTWOODS

Peterman carries high-end architectural softwoods used indoors, millwork, furniture, saunas, and cooking when looking for aesthetics over construction grade. All types of cuts are plain sawn unless specified.

WESTERN RED CEDAR
Vertical Grain

CYPRESS

DOUGLAS FIR
Vertical Grain

HEMLOCK
Vertical Grain

SUGAR PINE

PONDEROSA PINE

RADIATA PINE

CLEAR AYE REDWOOD
Vertical Grain



Softwoods are charged by the lineal foot because it has a surfaced fixed width.

Calculate pricing:
((Price) x (Lineal Foot))

TYPICAL THICKNESS

NOMINAL THICKNESS	NET THICKNESS
1"	11/16"
2"	1-1/2"

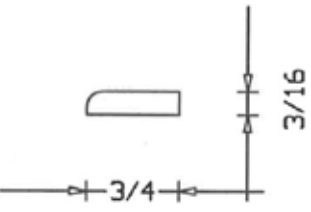
TYPICAL LENGTHS

6-20ft Random Lengths



CUSTOM MILLING

Peterman has a 20+ year partnership with Specialized Milling. With their state-of-the-art milling facility on-site, we can walk through the process of selecting lumber, making it to your specifications, and neatly wrapping it in bundles to deliver.

1. PICK OR DRAW YOUR PROFILE	2. SPECIFY	3. PICK YOUR SPECIES
	Net Thickness Net Width Quantity of Lineal Feet	<div>Clear Alder</div> <div>Knotty Alder</div> <div>Birch</div> <div>Beech</div> <div>Cherry</div> <div>Hickory</div> <div>Mahogany</div> <div>Maple</div> <div>Red Oak</div> <div>White Oak</div> <div>Poplar</div> <div>Walnut</div>



DON'T SEE
moulding
ON THE SHELF
THAT FITS
YOUR PROJECT?



We *specialize*
in taking your ideas
from a simple sketch,
to a finished product.



23+
YEARS OF
EXPERIENCE


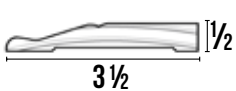
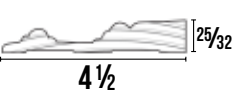
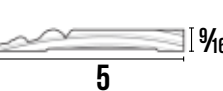
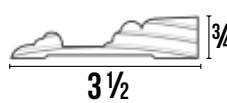
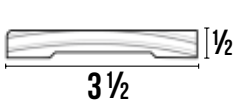
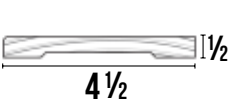
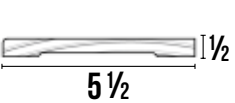
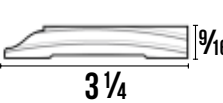
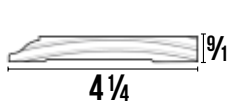
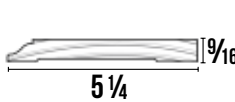
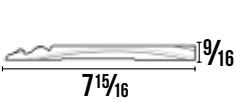
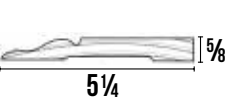
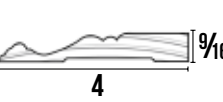
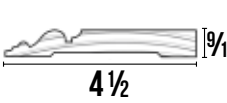
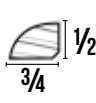
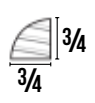
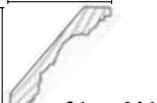

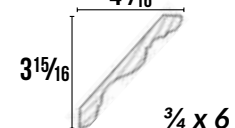
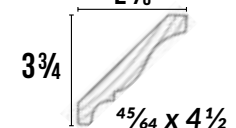

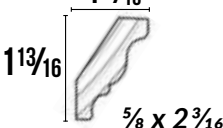
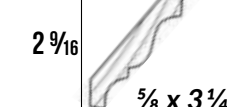
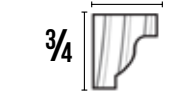
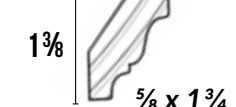
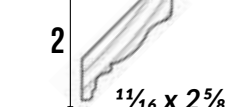

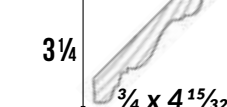

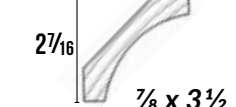
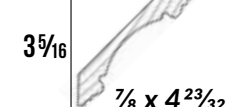

- Computerized CAD machines; almost any shape is possible.
- State of the art grinding facility
- Huge hardwood and/or MDF availability

STOCKED MOULDING

AVAILABLE SPECIES

*Please check with your sales rep for current stock & availability of each profile in the species you are looking for.



BASE	P201  2 1/2	P202  3 1/2	P205  4 1/2	P207  5
	P208  3 1/2	P241  3 1/2	P242  4 1/2	P243  5 1/2
	P244  3 1/4	P245  4 1/4	P246  5 1/4	P251  7 15/16
	P257  5 1/4	P258  4	P259  4 1/2	P304  3/4
CROWN	P704  3/4			P604  3 1/2
	P605  3 7/8	P606  4 9/16	P607  2 5/8	P608  4
	P609  1 15/16	P610  1 31/32	P612  7/8	P615  1 1/16
	P616  1 3/4	P617  2 17/64	P626  3 1/4	P650  3 1/4
P651  2 7/16	P660  3 5/16	P661  5 1/16		

INTERIOR GRADE - COMPOSITE PANELS

Our prefinished melamine board cores are a customer favorite. These core materials are valued for their smooth, unblemished surfaces and homogenous cores, giving them a stable and reliable surface. These options are cores available for custom layup laminates.

MDF

FEATURES

- Stability
- Predictable and reliable
- No Cupping
- No Warping
- No Shrinkage

OPTIONS

- High Density
- Medium Density
- Ultralight
- No Added Formaldehyde (NAF)
- Fire Rated
- Moisture Resistant



PARTICLE BOARD

FEATURES

- Stability
- Predictable and reliable
- No Cupping
- No Warping
- No Shrinkage
- Cost

OPTIONS

- Pine
- Fir
- High Density
- No Added Formaldehyde (NAF)
- Fire Rated
- Moisture Resistant



INTERIOR GRADE - SOFTWOOD PLYWOOD

These options are perfect for when you are looking for outstanding screw-holding strength and a lighter weight than composite.

CORES AVAILABLE:

PREMIUM CALIBRATED J CORE

Calibrated with Tightest Tolerances and Lightest Weight.



MDF CROSSBANDS

Laminated with MDF crossbands to achieve the flat surface of MDF while still providing plenty of screw holding power.



DOMESTIC VENEER CORE

Screw Holding of plywood with the flatness of MDF, offering the same light weight of our premium J Core.

***Our Most Popular Option**



INTERIOR GRADE - HARDWOOD PLYWOOD

Peterman's hardwood plywoods have a hardwood veneer face and back, and the core is also made from hardwood. This combination gives you a decorative face that can quickly be stained and finished but also is a much more durable and economical option than solid wood.

Hardwood plywood has many of the same uses of solid hardwood lumber, such as (but not limited to): cabinets, furniture, built-in closets, doors, paneling, exhibits, musical instruments, and even skateboards.

BALTIC BIRCH

PRODUCT FEATURES

- Baltic Birch Face & Core
- European Edge has an appealing exposed edge
- Great Stability
- Stays flat because of the manufacturing process
- 5x5' core comes with our standard interior glue line
- 4x8' comes with a moisture resistant phenolic glue line
- *Options for 1 or 2 sided prefinished panels (see page 33)
- *Ask us about our imported birch.



THICKNESS	5X5'	4X8'
1/8	✓	
1/4	✓	✓
3/8		✓
1/2	✓	✓
5/8	✓	✓
3/4	✓	✓



EUROPEAN POPLAR

European Poplar lightweight panel is composed entirely of European sustainable plantation-grown poplar. This panel has maximum sustainability thanks to Poplar sourced from fast-growing plantations. This wood provides lightness, stability, surface quality, and ease of machining.

- Lightweight veneer core
- Void free core
- 100% Poplar Core
- Excellent smooth surface for laminating

ALSO AVAILABLE AS FIRE RATED

European Poplar has the *only* Class A Fire Rated hardwood plywood material you can laminate onto.

All other fire-treated plywoods are post-treated with chemicals that only go surface deep and usually leave lifted fibers and a rough surface.

European Poplar Fire Treated Plywood treats each ply individually. It is then pressed together, giving you a panel to sand, mill, route, and treat as an untreated panel without weakening the fire treatment. This panel provides extra peace of mind to your customers for commercial applications and public spaces.



EXTERIOR GRADE - COMPOSITE PANELS

Extira is a revolutionary product for exterior applications that performs better than wood or MDF. Extira panels may look like MDF but don't perform like it. Different ingredients and a patented and proprietary manufacturing process produce superior performance.

EXTIRA[®]
by JELD-WEN



Extira is easy to work with; it can be carved, routed, and machined. Resists moisture, rot, and termites. Extira is made to be used outside and is twice as strong as MDF.

Additionally, Extira panels are covered by an industry-leading 10-year limited warranty that far exceeds competitive panel products.

PRODUCT SPECS

PANEL

-SHEET SIZE:
4' x 8'

-THICKNESS:
1/2"
5/8"
3/4"
1"

EXTIRA IS A GREEN PRODUCT

Choosing products that are manufactured responsibly is more important than ever.

Extira uses sustainable products throughout its production processes and has earned third-party certification for no added formaldehyde.

This core material is CARB2 compliant as well as Greenguard Gold certified.

EXTERIOR GRADE - MARINE GRADE PLYWOOD

Thin sheets of wood veneer are used to make plywood. Arranging the sheets in alternating layers is what gives this panel its strength. Waterproof glue in marine plywood protects it from moisture when exposed to water and high humidity. This exterior glue line keeps the plywood from delaminating in inclement weather. This is a crucial design characteristic for building a boat hull with plywood. The plywood will remain structurally intact if the hull's protective finish is damaged and the wood gets wet.

PRODUCT SPECS

PANEL

-SHEET SIZE:
4' x 8'

-THICKNESS:
1/2"
3/4"

APPLICATIONS:

- Boat building and high moisture
- Garden furniture, like tables, chairs, and benches
- Pergolas

FEATURES:

- Voidless Core
 - Calibrated Thickness
 - Greater Strength for cutting and screwholding capabilities
 - Voidless has no knots that moisture can get trapped in
- Exterior glue line
- Won't fall apart in weather



EXTERIOR GRADE - MDO PLYWOOD

Medium-density overlay panel, or MDO panel, is a paintable surface made of plywood with a weather-resistant resin overlay bonded to the wood. The resin content in the overlay resists water and gives it great exterior qualities standing up to weather, wear, and degradation. MDO's flat surface and excellent stability make it a favorite for sign makers.

FEATURES:

- Weather Resistant
- Ultra Flat Surface
- Outstanding Stability

PRODUCT SPECS

PANEL

-SHEET SIZE:
4' x 8'

-THICKNESS:
1/2"
3/4"



EXTERIOR GRADE - SOFTWOOD PLYWOOD

Softwood Plywood is plywood that has a face and back veneer of softwood. Softwood plywood panels are comprised of a core made from softwood, then faced and backed with a soft wood veneer, and therefore are used for structural applications.

ACX

1 clean FACE
CLOSED KNOT BACK

CCX

2 FACE
closed KNOTS

CDX

1 closed knot FACE
OPEN KNOT BACK

CURVED FORM PANELS



FLEXBOARD & TIMBERFLEX

Flexboard from Kerfkore is a bendable substrate panel with a hardboard face that can be formed first and laminated last. The hardboard or poplar face is calibrated for uniform thickness throughout the manufacturing process and smooth enough for veneer layup or to paint on directly.

BENEFITS

- Eco Friendly product with NAF face material and core made from 100% recovered and recycled fiber content.
- The hardboard surface is ideal for painting or laminating paper, vinyl, veneer, HPL, and metal.
- Low cost economical substitute for bending panels.
- 10 inch radius fabrication with no special fabrication.
- Calibrated for uniform thickness results in excellent seam hiding qualities without filling or sanding.

PRODUCT SPECS

PANEL

- SHEET SIZE: 4' x 8'
- THICKNESS: 3/4"



KERFKORE



KERFKORE

ECONOKORE

Econokore by Kerfkore is a unique 2-ply product that allows you to form curves with less labor and cost. Made of processed MDF core with a high-density overlay, you will find it much easier and more economical than bending plywood!

BENEFITS

- Low cost economical substitute for bending panels.
- Saves time with no sanding or patching required.
- No Surface preparation. High density or poplar plywood overlay provides smoother, more symmetrical laminating or painting surface.
- No warping or twisting. A two-ply construction offers a more stable and balanced panel.
- No Size variation. Product is sanded and calibrated for consistent size & thickness.
- No special tools or installation needed Install using standard fabricating tools and methods.

PRODUCT SPECS

PANEL

- SHEET SIZE: 4' x 8'
- THICKNESS: 3/4"



KERFKORE



KERFKORE

BALTIC BIRCH

Not looking for melamine box interiors? We have fantastic options for prefinished plywood boxes as well. Peterman stocks the most extensive inventory of Baltic birch in the southwest.

PRODUCT FEATURES

- European Edge looks great without edgetape
 - Great Stability
 - Stays flat because of the manufacturing process
 - Ask us about our imported birch.
- 5x5' core comes with our standard interior glue line
 - 4x8' comes with a moisture resistant phenolic glue line



THICKNESS	5X5'	4X8'
1/8	✓	
1/4	✓	✓
3/8	✓	
1/2	✓	✓
5/8	✓	✓
3/4	✓	✓

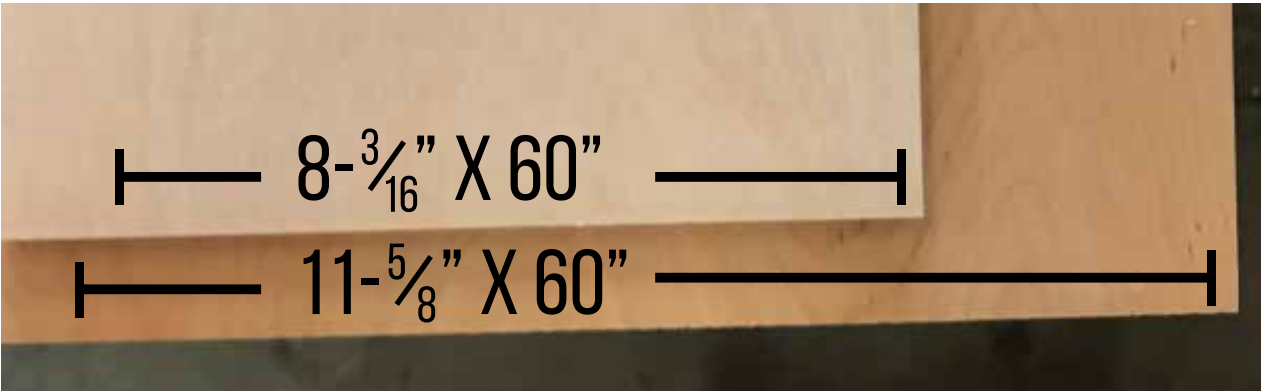
THICKNESS	5X5'	4X8'
1/8		
1/4	✓	✓
3/8		
1/2	✓	✓
5/8	✓	✓
3/4	✓	✓

MIGHT ALSO BE *interested in...*



BULL NOSED
DRAWER BOX MATERIAL

- UV CLEAR COATED
- 1/2" THICKNESS
- 2 WIDTHS AVAILABLE
- BULL NOSED ON BOTH 60" EDGES



MAPLE

It cannot get more classic than a maple box, with core options to hold up to any specification.



BOARD

- SHEET SIZE: 48.5" x 96.5"
- THICKNESS: 3/4" or 1/2"
- AVAILABLE IN UNFINISHED RAW AND PREFINISHED 1 AND 2 SIDED

CORES AVAILABLE:

PREMIUM CALIBRATED J CORE

Calibrated with tightest tolerances and lightest weight



MDF CROSS BANDS

Calibrated with no imperfections and heavier weight



DOMESTIC VENEER CORE

Best for screw holding with the same weight of the premium J Core

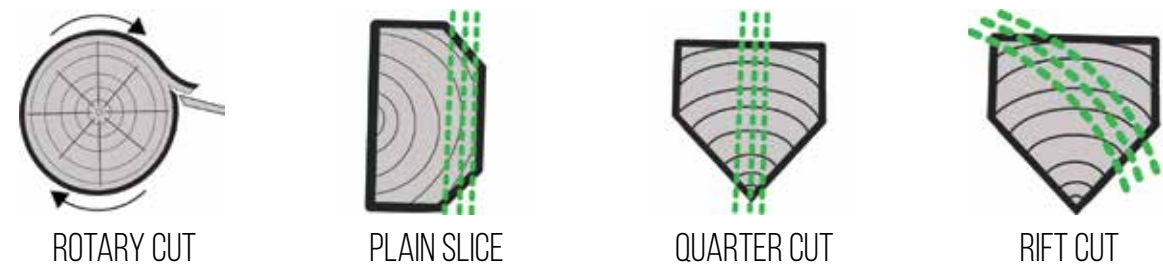
OUR MOST POPULAR OPTION



HARDWOOD VENEERS

Peterman Lumber has over 200+ Veneer options available where you can select the slice type, match type, pattern, & even specify custom lamination on any of Peterman's core options.

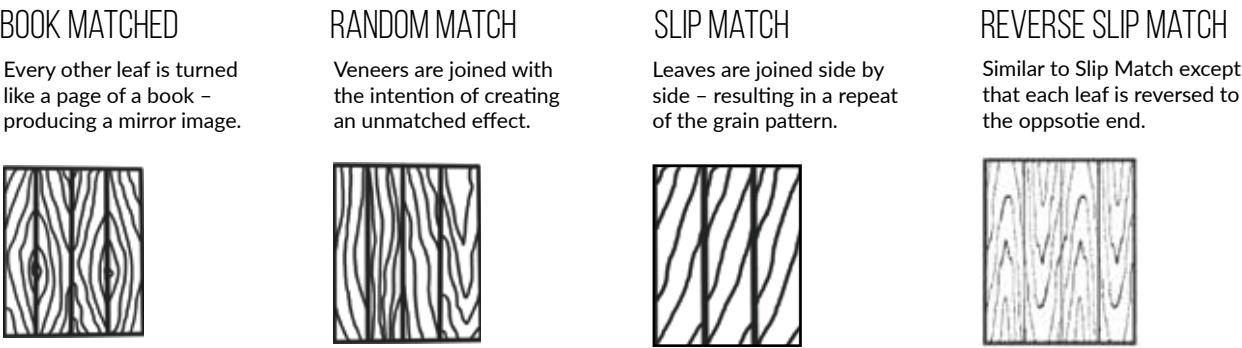
1. SELECT YOUR *Slice Type*



2. SELECT YOUR *Backer Type*

PAPER WOOD BACKED PEEL & STICK **laid up to your specification*

3. SELECT YOUR *Match Type*



RECONSTITUTED VENEERS

Reconstituted or "Recon" Veneers are made by grinding pulp and combining dyes to achieve an exotic look. These high-end looks achieve two goals that real wood cannot: it has complete consistency where every sheet will look the same and meets an economical price point.




TYPICAL SIZE
 15/16" x 500ft Rolls of Matching Edgeband available

PANELS
 -SIZE: 4'x8'
 -THICKNESS: 1/4" 3/4"
 -SINGLE OR DOUBLE SIDED, ON MDF
 *4' x 10' and other sizes are available for special order. Please contact a Sales Rep for more information.






CUSTOM CAPABILITIES




CABINET SYSTEMS

Salt Intl. brings us a cabinet component system made from the same 13 hour water resistant material as its Saviola Panels. Bussolotti aims to be a premium offering to take place for modern and efficient RTA cabinet systems.



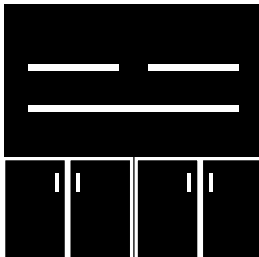
CUSTOM LAYUP

From selecting your core materials to the veneer or laminate that goes on top, we have you covered for any specification you may need: fire-rated, no-added formaldehyde, screw holding capability, lightweight, etc.



DOORS & DRAWERS

Complete customized door and drawer solutions. Doors range from traditional to modern with options of grain direction or sequence matching. Available in 1pc Slab, 3pc Sienna, and 5pc Shaker, as well as prep for glass and glass insert doors.



FLOATING SHELVES

Custom floating shelves with 250+ color options are available. Finishes include woodgrains, high gloss, super matte, and linen.



BUSSOLOTTI CABINET SYSTEMS

Bussolotti is a Ready to Assemble (RTA) cabinet system from Salt International that uses premium components to give you the best quality frameless cabinets. The Bussolotti System paired together with Peterman Lumber's Made to Order Custom Door Program gives you the ultimate flexibility to give your customer a beautiful transition to modern styles with no fabrication on your part.

Premium components that are a pleasure to build.

This system offers more than your standard Ready to Assemble (RTA) cabinets. Our Integrated System sets you up for success by offering premium components as a full system designed to work together – down to the screws. The parts go together easily the first time. Bussolotti is redefining box systems by including industry-leading hardware, water-resistant interiors, time-saving box leveling solutions, and on-trend and in-demand prefinished door options.

Be able to offer your customers a premium product on their schedule. Do not turn down projects because of a long backlog, short staff, or downed machinery. Bussolotti's simple box assembly makes you more efficient, while Peterman Lumber's color choices make it feel like a truly custom system. In addition to our five options of in-stock Grab & Go Doors, Peterman Lumber can custom-make doors to your specification in any of our 250+ prefinished options. Expect commercial-grade durability equal to the stunning colors and textures you can choose from.

Ask us about our Bussolotti cabinet system and for a catalog to see our full selection of sizes.



Scan here to view the Bussolotti Portal to order Bussolotti for your next project.

ORDERING MADE SIMPLE



QUICK AND EASY TO
CREATE AN ACCOUNT



ABLE TO SEE CABINET
PREVIEW & SWATCHES
OF MATERIAL



INSTANT QUOTE TOOL

You can also access the portal through our website:
www.petermanlumber.com > Custom Services > Bussolotti Portal



BUSSOLOTTI

by **SALT**
INTERNATIONAL

BUSSOLOTTI CABINET SYSTEMS

FEATURES

- Components are made from premium linen-textured, 13-hour water-resistant panels. Over 250+ premium made-to-order cabinet doors, available in modern styles:
 - Textured Woodgrain
 - High Gloss
 - Super Matte
 - Metal
- Includes premium industry-leading box hardware for Euro-style boxes:
 - Salice Silentia+ Soft Close Hinges.
- Convenient Leveling and Integrated Toe Kicks.
- Options for Salt Intl. Handle free solutions:
 - Gola Integrated Handle System
 - Indaux Double Wall System with soft close
- Storage solutions like trash pullouts, lazy susans, and roll-out shelves.
- Peterman Lumber believes in the reliability and precision of the Bussolotti system. It warrants the material and craftsmanship of the components to be defect-free and fit together precisely, or we will give you a replacement.



13 HOUR WATER RESISTANCE




Scan here to learn more about
Saviola's Ecological process



Standard Composite Panel



Saviola Hydrocore



CUSTOM LAYUP

Peterman Lumber has full capabilities for custom layup of any laminate or skins of our 250+ color options. We use a cold press process to be able to laminate materials to your specifications to create something unique to your project and application. You have full range to customize grain direction, the core material, panel thickness (1/4" - 4"), in any length from 8-12ft. Peterman has recently added new capabilities to make custom width/depth grooves for a decorative black core slat wall or acoustic panel.

Now pressing *all brands* of laminate and metal!

SIZE CAPABILITIES


Height: 8ft-12ft
Width: 30in-5ft

CORE OPTIONS:

Acoustic Sound Panels
Black MDF
Fire Rated
Gator Ply
GoldPly
Kerfkore
MDF
Moisture Resistant
NAF
Particle Board
Veneer Core



Scan here to access the
Peterman Custom Panel
Layup form.



***CALL US FOR MORE INFORMATION ON CUSTOM PROJECTS!**



We are a proud distributor of...



& we have custom laminating services



PETERMAN
- LUMBER INC. -

IN-HOUSE FABRICATION

Time is money. Say yes to more jobs by utilizing Made to Order Doors through Peterman Lumber. With industry-leading quality in 250+ finishes, five different door styles, and the ability to specify the grain direction, your options feel unlimited. With looks that range from traditional to contemporary, you can capture a range of customer desires with reassurance. All our color options are consistent batch to batch and come with built-in water resistance through the core material and PUR waterline adhesives. They will be delivered just as you ordered them – Peterman Guarantee.

Industry-leading construction and PUR adhesives make for a quality door bundled with Peterman Lumber service and delivery. Each order is fully customized to your specifications with our order forms. Select your finish and fill out the dimensions and specifications for each door. Our order form will give you a price that is rounded to the nearest square foot that gives you an easy quoting tool for when you bid on your jobs. When you are ready to place your order, submit your order form to your sales rep, sign off that all dimensions inputted are correct, and prepare to install when Peterman delivers to your shop or job site.

ADVANTAGES

- 13 Hour water resistant core for all Saviola materials
- 9hr water resistant core for all Innolac and Nitro materials
- Use high strength and waterproof bonding PUR glue
- 250+ woodgrain, high gloss, super matte and metal textures
- Capabilities to choose grain direction
- Capabilities for sequenced grain matched doors
- Options for Glass Insert and Prep for Glass doors
- Options for contemporary hardware
- Capabilities for floating shelves in matching materials



Scan here to download our most current Door Order Forms for SALT Intl., Merino, StyleLite, and Stevenswood.



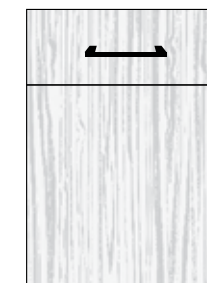
MATCHED GRAIN OPTIONS

One of the biggest advantages of prefinished surfaces is the consistent pattern and color. Because of these consistencies, we can offer a matched grain option that is continuous across your doors and drawers, either vertically or horizontally.

This option gives you seamless lines and is only possible with prefinished products—the perfect way to use natural elements as design elements.



HORIZONTAL GRAIN



VERTICAL GRAIN




GLASS INSERT DOORS



Shaker style doors with glass already inserted. Glass is fully captured in a dado for a seamless door on both sides.

- 1/4" tempered glass.
- The routed area is painted to give a more finished look.
- Includes our choice of fully captured glass.
- Stiles will run vertical grain and rails will run horizontal grain.



GLASS OPTIONS




PREP FOR GLASS DOORS



Shaker open style doors come with the back routed out to insert your own glass or center panel.

- Routed to fit any 1/4" insert panel.
- Does not include glass



BACK DETAIL

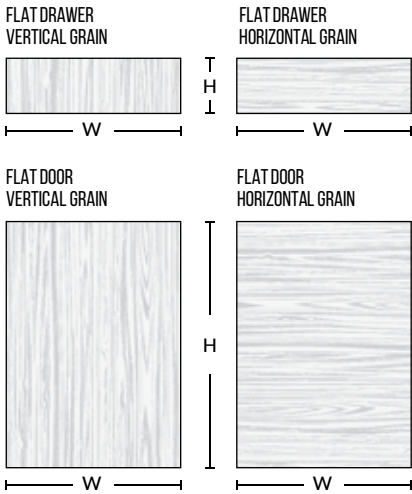


AVAILABLE THICKNESS	1/4" (8MM) CENTER 3/4" (19MM) CENTER			
AVAILABLE FINISHES	DOORS: MIN-MAX WIDTH & HEIGHT			
	MIN W	MAX W	MIN H	MAX H
All Salt -Saviola -SM'art -Pura Vita -Innolac HG -Nitro -Metalica All Merino -Aranih -Luvih -Meister -Metalam All StyleLite -TruGloss -TruMatte -Metallics All Stevenswood -Legno -Artika & Rain	8"	38"	8"	96" STANDARD: 60" WITH CENTER RAIL: 60"-96"

SALT CUSTOM DOOR PROGRAM



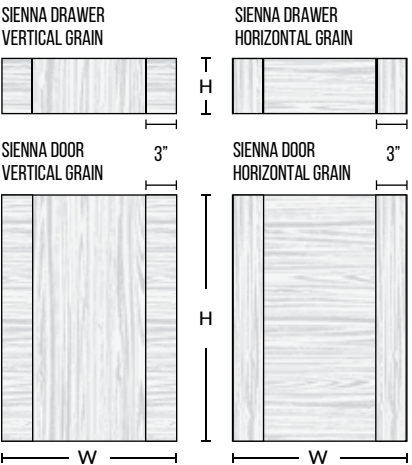
SLAB STYLE - MODERN FLAT



Non-Grain Finishes also available (see table to the right).

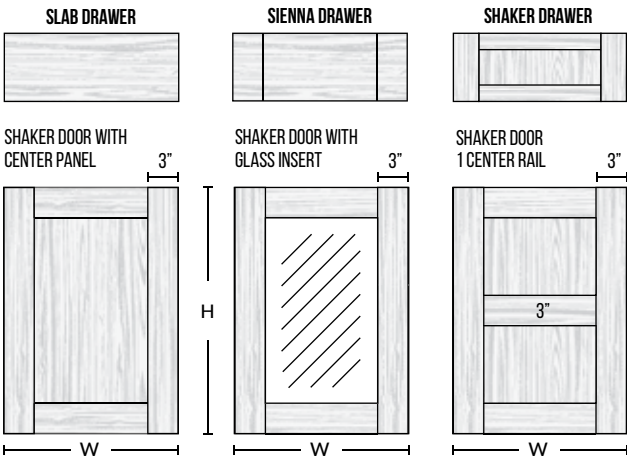
AVAILABLE THICKNESS	3/4" (19MM)			
GRAIN FINISHES: DIMENSION RESTRICTIONS	HORIZONTAL GRAIN		VERTICAL GRAIN	
	W	H	W	H
Saviola, Pura Vita	5"-108"	5"-81"	5"-81"	5"-108"
Saviola Crossgrain Panels	5"-81"	5"-108"	5"-108"	5"-81"
SM'art	5"-118"	5"-79"	5"-79"	5"-118"
LINENS: DIMENSION RESTRICTIONS			W	H
Mahnolia Linen, Buff Linen, Anthracite Linen			5"-81"	5"-108"
NON-GRAIN FINISHES: DIMENSION RESTRICTIONS			W	H
Innolac High Gloss			5"-108"	5"-46"
Nitro			5"-116"	5"-47"
Metalica			5"-116"	5"-47"

SIENNA STYLE - TRANSITIONAL FLAT



AVAILABLE THICKNESS	3/4" (19MM)			
AVAILABLE FINISHES: MIN-MAX WIDTH & HEIGHT	MIN W	MAX W	MIN H	MAX H
Saviola SM'art Pura Vita Nitro	8"	38"	3"	96"

SHAKER STYLE - TIMELESS & TRADITIONAL



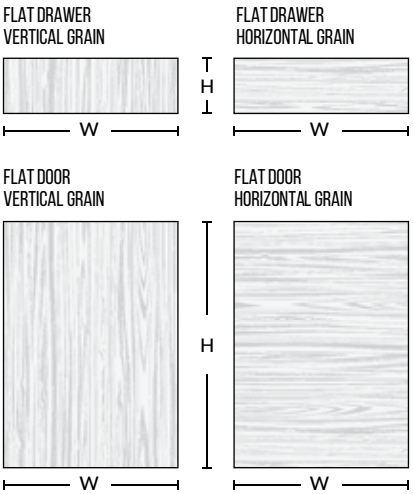
*Shaker doors are default vertical grain for the center panel. Please specify if you would like horizontal grain.
*8"x 8" minimum for shaker drawers. Slab and Sienna are alternative drawer options.

AVAILABLE THICKNESS	3/4" (19MM) WITH 1/4" (8MM) CENTER			
AVAILABLE FINISHES	DOORS: MIN-MAX WIDTH & HEIGHT			
	MIN W	MAX W	MIN H	MAX H
Saviola SM'art Nitro Pura Vita (Glass Insert only) Metalica	8"	38"	8"	96" STANDARD: 60" WITH CENTER RAIL: 60"-96"

MERINO CUSTOM DOOR PROGRAM

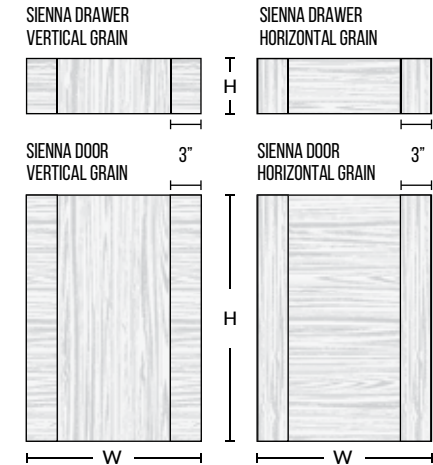


SLAB STYLE - MODERN FLAT



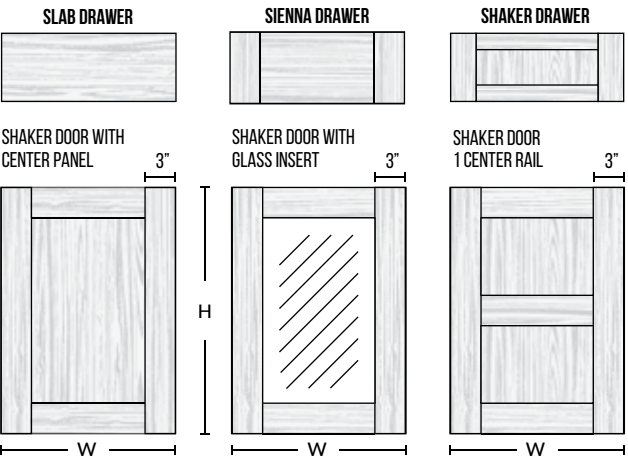
AVAILABLE THICKNESS	3/4"	
WIDTH & HEIGHT	W	H
Aranih, Luvih, Meister	5"-108"	5"-46"

SIENNA STYLE - TRANSITIONAL FLAT



AVAILABLE THICKNESS	3/4"			
AVAILABLE FINISHES: MIN-MAX WIDTH & HEIGHT	MIN W	MAX W	MIN H	MAX H
Aranih, Luvih, Meister	8"	38"	3"	96"

SHAKER STYLE - TIMELESS & TRADITIONAL



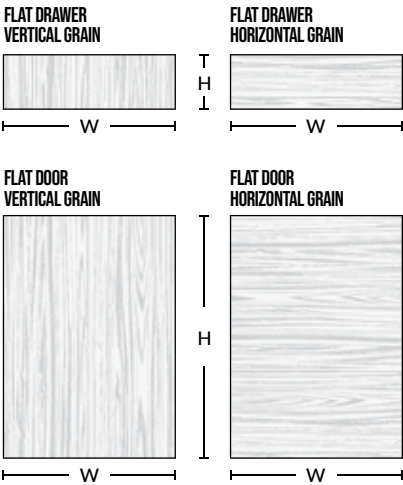
*Shaker doors are default vertical grain for the center panel. Please specify if you would like horizontal grain.
*8"x 8" minimum for shaker drawers. Slab and Sienna are alternative drawer options.

AVAILABLE THICKNESS	3/4" WITH 1/4" CENTER			
AVAILABLE FINISHES	DOORS: MIN-MAX WIDTH & HEIGHT			
	MIN W	MAX W	MIN H	MAX H
Aranih, Luvih, Meister	8"	38"	8"	96" STANDARD: 60" WITH CENTER RAIL: 60"-96"

STYLELITE CUSTOM DOOR PROGRAM



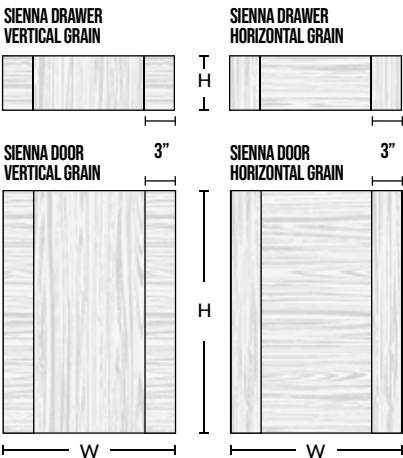
SLAB STYLE - MODERN FLAT



AVAILABLE THICKNESSES	3/4" (19MM) - STANDARD			
GRAIN FINISHES: DIMENSION RESTRICTIONS	HORIZONTAL GRAIN		VERTICAL GRAIN	
	W	H	W	H
TruGloss Metallics	5"-120"	5"-48"	5"-48"	5"-120"
TruMatte Metallics	5"-120"	5"-48"	5"-48"	5"-120"
TruGloss Décor Fusion	5"-120"	5"-48"	5"-48"	5"-120"
Matte Décor Fusion	5"-120"	5"-48"	5"-48"	5"-120"
NON-GRAIN FINISHES: DIMENSION RESTRICTIONS			W	H
TruGloss Solids			5"-48"	5"-120"
TruMatte Solids			5"-48"	5"-120"

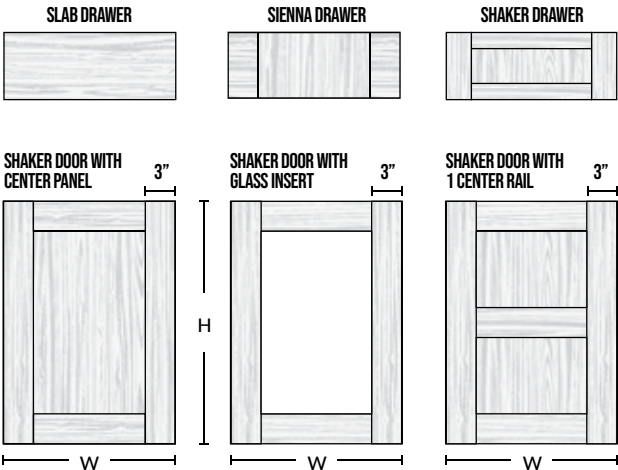
Non-Grain Finishes also available (see table to the right).

SIENNA STYLE - TRANSITIONAL FLAT



AVAILABLE THICKNESSES	3/4" (19MM) - STANDARD			
AVAILABLE FINISHES: MIN-MAX WIDTH & HEIGHT	MIN W	MAX W	MIN H	MAX H
TruGloss Décor Fusion	8"	38"	3"	96"
Matte Décor Fusion	8"	38"	3"	96"

SHAKER STYLE - TIMELESS & TRADITIONAL



*8"x8" minimum for shaker drawers. Slab and Sienna are alternative drawer options.

*Shaker doors are default vertical grain for the center panel. Please specify if you would like horizontal grain. Height and width restriction depends on the height and width of the panel.

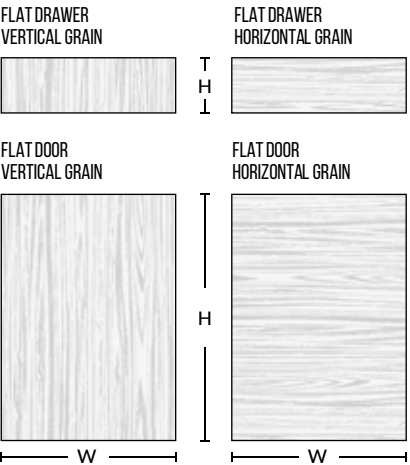
Check with your Sales Rep on 5PC Shaker availability.

AVAILABLE THICKNESSES	3/4" WITH 1/4" CENTER			
AVAILABLE FINISHES	DOORS: MIN-MAX WIDTH & HEIGHT			
	MIN W	MAX W	MIN H	MAX H
TruGloss (limited colors)	8"	81"	8"	96" STANDARD: 60" WITH CENTER RAIL: 60"-96"
TruMatte (limited colors)				
Décor Fusion (Glass insert & Prep for Glass only)				
Metallics (Glass insert & Prep for Glass only)				

STEVENSWOOD CUSTOM DOOR PROGRAM

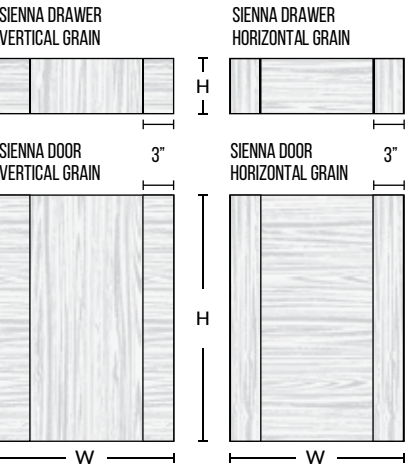


SLAB STYLE - MODERN FLAT



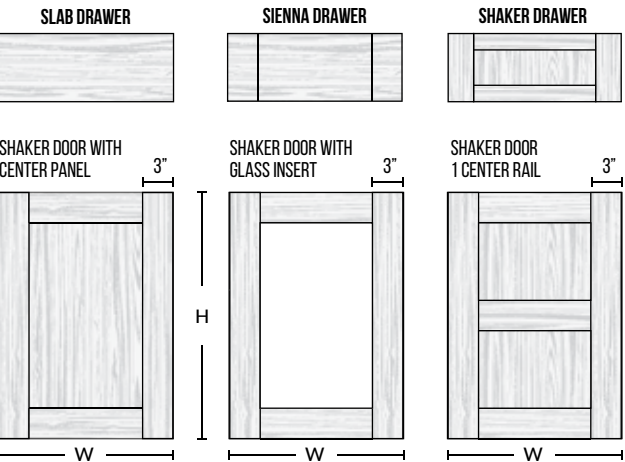
AVAILABLE THICKNESSES			3/4" (19MM)	
GRAIN FINISHES: WIDTH & HEIGHT				
Legno	HORIZONTAL GRAIN		VERTICAL GRAIN	
	W	H	W	H
	5"-94"	5"-58"	5"-58"	5"-94"
Artika & Rain	HORIZONTAL GRAIN		VERTICAL GRAIN	
	W	H	W	H
	5"-94"	5"-46"	5"-46"	5"-94"

SIENNA STYLE - TRANSITIONAL FLAT



AVAILABLE THICKNESS		3/4" (19MM)		
AVAILABLE FINISHES: MIN-MAX WIDTH & HEIGHT				
All Legno and Artika & Rain Colors	MIN W	MAX W	MIN H	MAX H
	8"	38"	3"	96"

SHAKER STYLE - TIMELESS & TRADITIONAL



*Shaker doors are default vertical grain for the center panel. Please specify if you would like horizontal grain.

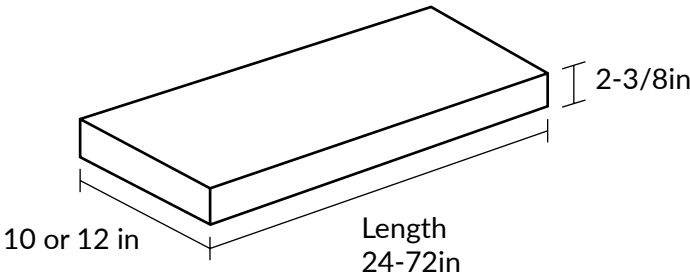
*8"x 8" minimum for shaker drawers. Slab and Sienna are alternative drawer options.

AVAILABLE THICKNESS	3/4" (19MM) / 1/4" (8MM) CENTER			
AVAILABLE FINISHES	DOORS: MIN-MAX WIDTH & HEIGHT			
	MIN W	MAX W	MIN H	MAX H
All Legno / Artika & Rain Colors	8"	38"	8"	96" STANDARD: 60" WITH CENTER RAIL: 60"-96"

FLOATING SHELVES



Options for beautifully concealed floating shelves in the same materials as your doors. The brackets are constructed of structural steel and fully welded for superior strength to handle your support requirements. Brackets come powder coated in a black finish and are easy to install to a finished wall by screwing directly into a stud or attaching with drywall anchors. Once the bracket is mounted, the shelf box snugly slides onto the bracket for a tight fit. If a woodgrain finish is selected, grains will run the length of the shelf. Floating shelves are available in the below sizes.



FLOATING SHELF INCLUDES:
Floating Shelf Box
Bracket

REQUIRED FOR INSTALLATION (NOT INCLUDED):
Wall Screws/Wall Anchors
Drill/Driver
Level
Pencil
Wall Stud finder

SPECIFICATIONS:	DEPTH	THICKNESS	LENGTH: MIN - MAX
	10 IN 12 IN	2-3/8 IN (60.3MM)	24-72 IN

AVAILABLE OPTIONS

WOODGRAINS

Saviola by Salt
SM'art by Salt
Legno by Stevenswood
Artika by Stevenswood
Rain by Stevenswood
Aranih by Merino
Pura Vita by Salt

HIGH GLOSS

Gloss Meister by Merino
Innolac by Salt (1 sided)
Innolac by Salt (2 sided)
Trugloss by Stylelite

MATTE

Nitro by Salt
Matt Meister by Merino
Metalica by Salt
Trumatte by Stylelite
Luvih by Merino



GOLA HANDLE FREE SYSTEMS



Simple. Clean. Efficient. Designed to be a clean solution for a large bank of doors or drawers. The Gola system is routed to fit in flush with your cabinet box. Leaving an exposed decorative metal extrusion to eliminate the need for individual knobs or pull hardware on each door.

This is our most efficient and low-profile hardware system. Salt International preroutes and drills cabinet boxes for all these profiles to simplify installation. Select the color of the exposed channel, and components will be packaged as a kit and ready to go. Our Gola system is a perfect match to our metal Toekick color options. All of our extrusions are also available as LED-lighted options.

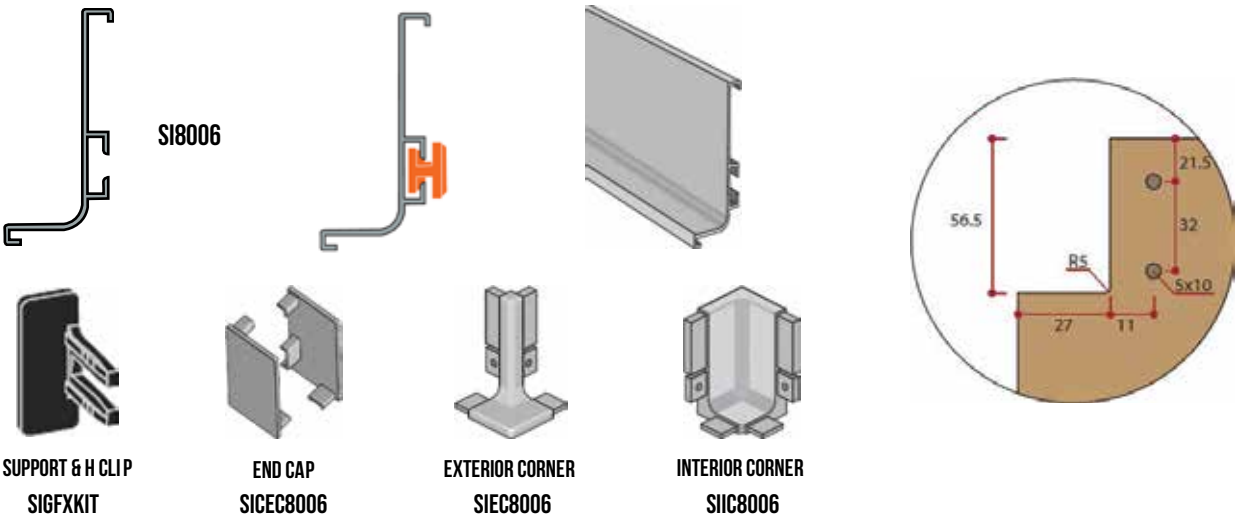
AVAILABLE FINISHES



Scan here to see how easy the Gola System is to install.

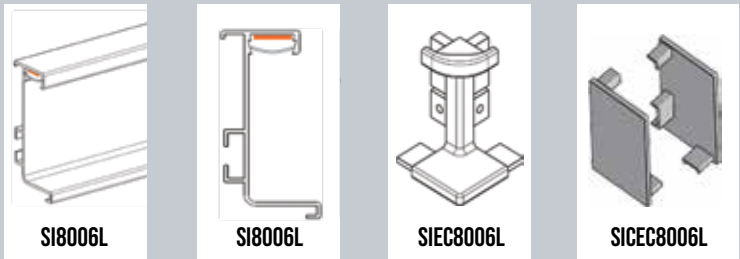


GOLA UPPER DRAWER - HORIZONTAL L PROFILE

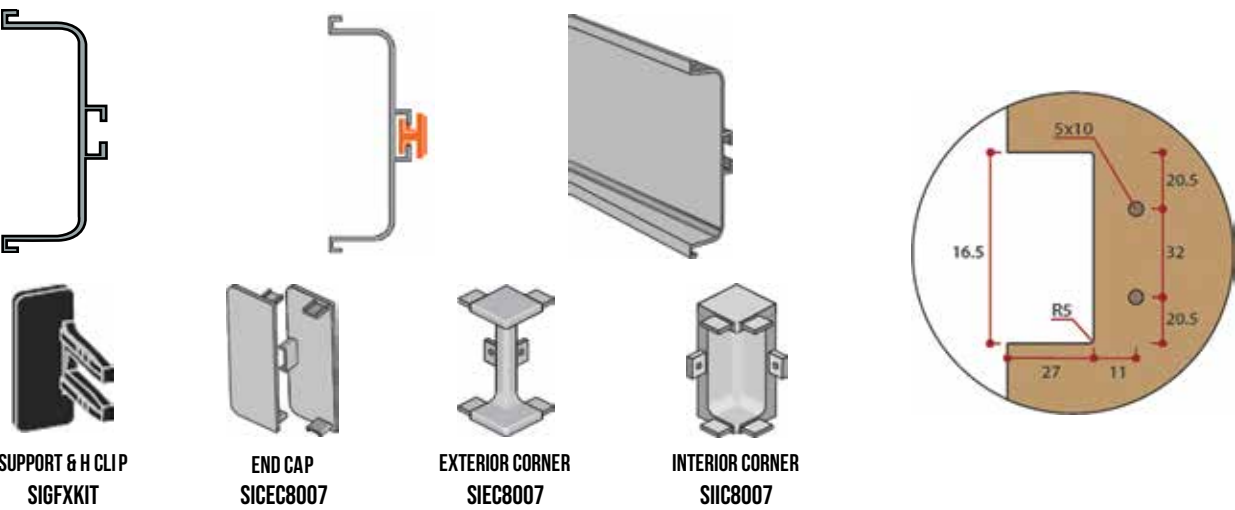


GOLA LED - HORIZONTAL L PROFILE

*Diffuser included. LED light not included.

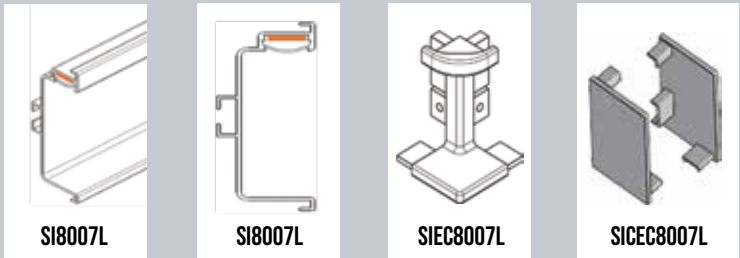


GOLA LOWER DRAWER - HORIZONTAL C PROFILE



GOLA LED - HORIZONTAL C PROFILE

*Diffuser included. LED light not included.



GOLA HANDLE FREE SYSTEMS

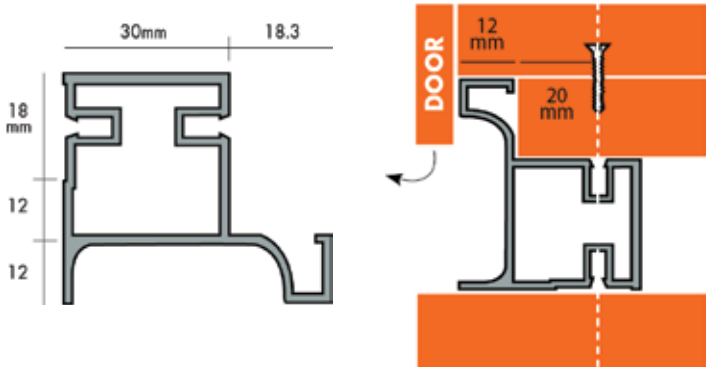


AVAILABLE FINISHES





VERTICAL TALL PANTRY

SINGLE VERTICAL



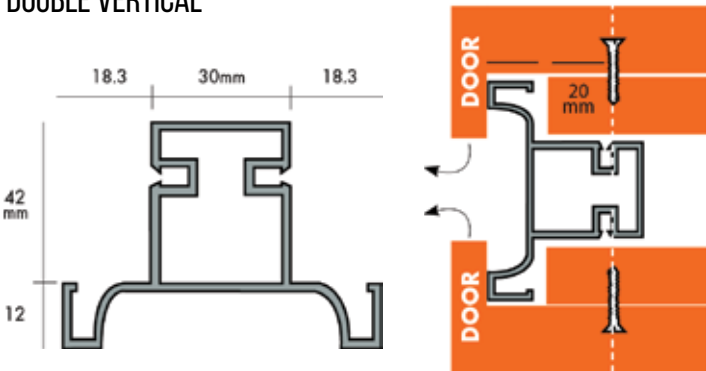
GOLA LED - SINGLE VERTICAL


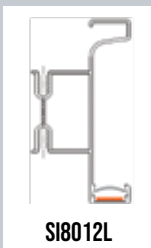
SI8018L SI8018L

*Diffuser included. LED light not included.

DOUBLE VERTICAL



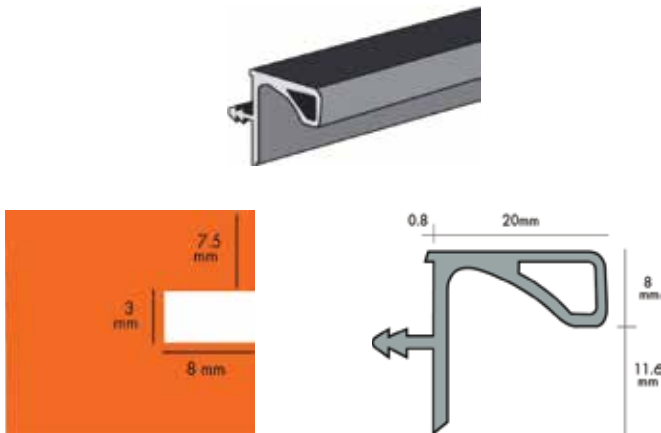
GOLA LED - DOUBLE VERTICAL



SI8012L SI8012L

*Diffuser included. LED light not included.

UPPER CABINET



GOLA LED - DOUBLE VERTICAL

SI1730L SI1730L

*Diffuser included. LED light not included.



HOW TO ORDER



IN-HOUSE FABRICATION

Time is money. Be able to say yes to more jobs by utilizing Made to Order Doors through Peterman Lumber. With industry leading construction and PUR adhesives make for a quality door that is bundled with Peterman Lumber service and delivery. Each order is fully customized to your specifications with our easy to use order forms. Just select your finish and fill out the dimensions and specifications for each door. Our order form will give you a price that is rounded (up or down) to the nearest sqft giving you an easy quoting tool for when you bid your jobs. When you are ready to place your order simply submit your order form to your sales rep, sign off that all dimensions inputted are correct, and be ready to install when Peterman Delivers to your shop or job site.

ADVANTAGES

- 13 Hour Water Resistant Core for all Saviola Materials
- 9hr Water resistant core for all Innolac and Nitro materials
- Use high strength and waterproof bonding PUR glue
- 250+ Woodgrain, High Gloss, Super Matte, and Metal Textures
- Capabilities to choose grain direction
- Capabilities for sequenced grain matched doors
- Have options for Glass Insert and Prep for Glass doors
- Options for contemporary hardware
- Capabilities for floating shelves in matching materials



Scan here to download our most current Door Order Forms for SALT Intl., Merino, StyleLite, and Stevenswood.




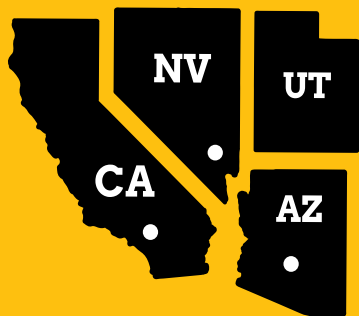
MADE TO ORDER DOOR - GROUP PRICING

Made-to-order doors are available in any of our prefinished materials at Peterman Lumber. Reference our group pricing to find an approximate price range for the style and texture of the doors you want to finish your box. Visit page 91 to see more information on custom floating shelves. Please contact our Sales Representatives if you have any questions.

SHAKER GLASS 5PC	SHAKER 5PC	SIENNA 3PC	SLAB
<div>WOODGRAINS<div>GROUP D</div><div>SAVIOLA BY SALT SAVIOLA LINENS BY SALT SM'ART BY SALT LEGNO BY STEVENSWOOD ARTIKA BY STEVENSWOOD RAIN BY STEVENSWOOD ARANIH BY MERINO</div><div>GROUP D</div><div>PURA VITA BY SALT</div></div>	<div>WOODGRAINS<div>GROUP B</div><div>SAVIOLA BY SALT SAVIOLA LINENS BY SALT SM'ART BY SALT LEGNO BY STEVENSWOOD ARTIKA BY STEVENSWOOD RAIN BY STEVENSWOOD ARANIH BY MERINO</div><div>GROUP C</div><div>PURA VITA BY SALT</div></div>	<div>WOODGRAINS<div>GROUP B</div><div>SAVIOLA BY SALT SAVIOLA LINENS BY SALT SM'ART BY SALT LEGNO BY STEVENSWOOD ARTIKA BY STEVENSWOOD RAIN BY STEVENSWOOD ARANIH BY MERINO</div><div>GROUP C</div><div>PURA VITA BY SALT</div></div>	<div>WOODGRAINS<div>GROUP A</div><div>SAVIOLA BY SALT SAVIOLA LINENS BY SALT SM'ART BY SALT LEGNO BY STEVENSWOOD ARTIKA BY STEVENSWOOD RAIN BY STEVENSWOOD ARANIH BY MERINO</div><div>GROUP C</div><div>PURA VITA BY SALT</div></div>
<div>HIGH GLOSS<div>GROUP D</div><div>INNOLAC BY SALT (1 SIDED) INNOLAC BY SALT (2 SIDED) TRUGLOSS BY STYLELITE GLOSS MEISTER BY MERINO</div></div>	<div>HIGH GLOSS<div>GROUP B</div><div>GLOSS MEISTER BY MERINO</div><div>GROUP C</div><div>TRUGLOSS BY STYLELITE INNOLAC BY SALT (1 SIDED) INNOLAC BY SALT (2 SIDED)</div></div>	<div>HIGH GLOSS<div>GROUP B</div><div>GLOSS MEISTER BY MERINO INNOLAC BY SALT (1 SIDED)</div><div>GROUP C</div><div>TRUGLOSS BY STYLELITE INNOLAC BY SALT (2 SIDED)</div></div>	<div>HIGH GLOSS<div>GROUP A</div><div>GLOSS MEISTER BY MERINO</div><div>GROUP B</div><div>TRUGLOSS BY STYLELITE INNOLAC BY SALT (1 SIDED) INNOLAC BY SALT (2 SIDED)</div></div>
<div>MATTE<div>GROUP D</div><div>NITRO BY SALT TRUMATTE BY STYLELITE LUVIH BY MERINO MATT MEISTER BY MERINO</div></div>	<div>MATTE<div>GROUP B</div><div>MATT MEISTER BY MERINO</div><div>GROUP C</div><div>NITRO BY SALT TRUMATTE BY STYLELITE LUVIH BY MERINO</div></div>	<div>MATTE<div>GROUP B</div><div>NITRO BY SALT MATT MEISTER BY MERINO</div><div>GROUP C</div><div>TRUMATTE BY STYLELITE LUVIH BY MERINO</div></div>	<div>MATTE<div>GROUP A</div><div>MATT MEISTER BY MERINO</div><div>GROUP B</div><div>NITRO BY SALT TRUMATTE BY STYLELITE LUVIH BY MERINO</div></div>
<div>METAL<div>GROUP D</div><div>METALLICS BY STYLELITE METALICA BY SALT</div></div>	<div>METAL<div>GROUP C</div><div>METALLICS BY STYLELITE</div></div>	<div>METAL<div>GROUP C</div><div>METALLICS BY STYLELITE METALICA BY SALT</div></div>	<div>METAL<div>GROUP B</div><div>METALLICS BY STYLELITE</div><div>GROUP C</div><div>METALICA BY SALT</div></div>

Driven
TO BE
DIFFERENT





YOUR SOURCE *in the southwest*



KNAPE & VOGT



CA
CORPORATE OFFICE:
10330 ELM AVE.
FONTANA, CA 92337
FAX: 909.829.7804
909.357.7730

AZ 4110 W. WASHINGTON ST.,
SUITE 200
PHOENIX, AZ 85009
FAX: 623.936.5214
623.936.2627

NV 5625 ARVILLE ST.,
SUITES C-D
LAS VEGAS, NV 89118
FAX: 702.430.3440
702.430.3433

 **PETERMAN**
- LUMBER INC. -
WWW.PETERMANLUMBER.COM